


Nintendo
GAME BOY[®]



INSTRUCTION MANUAL



EmuMovies

THANK YOU!

YOU HAVE JUST MADE A PERFECT CHOICE BY
SELECTING AND PURCHASING THIS QUALITY
HUDSON SOFT PRODUCT.

Thank you for selecting "Adventure Island 2". In order to
insure your complete enjoyment of this game, we recommend
that you read the manual carefully and follow its instructions
and suggestions.



Adventure Island 2™ is a trademark of Hudson
Soft USA, Inc. © 1992 Hudson Soft USA, Inc.
All Rights Reserved. Nintendo, Game Boy and
the Official Seals are trademarks of Nintendo of
America Inc. © 1992 Nintendo of America Inc.
Made in Japan



NINTENDO, GAME BOY
AND THE OFFICIAL SEALS
ARE TRADEMARKS OF
NINTENDO OF AMERICA, INC.



THIS OFFICIAL SEAL IS YOUR ASSURANCE THAT
NINTENDO HAS APPROVED THE QUALITY OF THIS
PRODUCT. ALWAYS LOOK FOR THIS SEAL WHEN BUYING
GAMES AND ACCESSORIES TO ENSURE COMPLETE
COMPATIBILITY WITH YOUR GAME BOY SYSTEM. ALL
NINTENDO PRODUCTS ARE LICENSED BY SALE FOR USE
ONLY WITH OTHER AUTHORIZED PRODUCTS BEARING
THE OFFICIAL NINTENDO SEAL OF QUALITY.

WARNING

- Because this is a precision tool device, do not use or store it in extreme temperature. Avoid hard shocks.
- Avoid soiling the connectors terminals by handling or spilling liquids. Soiled connectors can cause system break down.
- Do not clean this device with alcohol, thinner, benzene, or other volatile substances.
- Always turn the power off before inserting or removing Game Pak from the main system.
- When engaged in prolonged periods of game playing, we recommend that you rest 10 or 20 minutes every two hours, to avoid strain in your vision.
- Store the Game Pak in its protective case when not in use.

A D V I S O R Y

A very small portion of the population may experience epileptic seizures when viewing certain kinds of flashing lights or patterns that are commonly present in our daily environment. These persons may experience seizures while watching some kinds of television pictures or playing certain video games including games played on the Game Boy Compact Video Game System. Players who have not had any previous seizures may nonetheless have an undetected epileptic condition. Consult your physician before playing video games if you have any epileptic condition. Consult your physician if you experience any of the following symptoms while playing video games: altered vision, muscle twitching, other involuntary movements, loss of awareness of your surroundings, mental confusion and / or convulsions.



TABLE OF CONTENTS

Warning	3
Game Story	5
How To Use the Controller	8
How to Play	10
Scoring	14
Special Items	15
90-Day Limited Warranty	16
For Parents Only	17
Notes	18



GAME STORY

Jeannie Jungle has been captured by aliens! She's stranded somewhere on one of eight islands and you, as the somewhat heroic Master Higgins, must find her. But be careful - each island is guarded by an enormous creature that's very hungry! Fortunately, you have a little help. There are five kinds of friendly dinosaurs waiting to give you a lift. They're stuck in eggs that you'll need to crack open!

Hidden eggs are scattered all over the islands. By finding and breaking them open, you might get a bonus, or even a secret way to the next island! Just don't eat the eggplant . . . So hop on one of your prehistoric pals, and ride your way to Jeannie's rescue!



GAME STORY

The Characters:

Master Higgins:

The bumbling, jumping hero who can really toss an axe!

Jeannie:

The fair damsel in distress.

The Dinosaurs:

"Taylor"



Camptosaurus:

Sure-footed on the ice, he can whip a blast with his tail!


"Magma"

Camptosaurus:

This hot-foot can walk on lava, but you'd better watch his breath...he spits fireballs!



GAME STORY



"Don-Don"

Don-Don can fly sky high!

Pterandon:

"Classie"



She swims really fast... even with those sunglasses!

Elasmosaurus:

"Poley"

This guy can rock, but he really knows how to roll!

Tripetaurus:



HOW TO USE THE CONTROLLER



Control Pad:

Left: Moves Master Higgins and the dinosaurs to the left.

Right: Moves Master Higgins and the dinosaurs to the right.

Up: Allows Master Higgins and dinosaurs to jump higher.

Down: Allows Master Higgins to duck.

A Button:

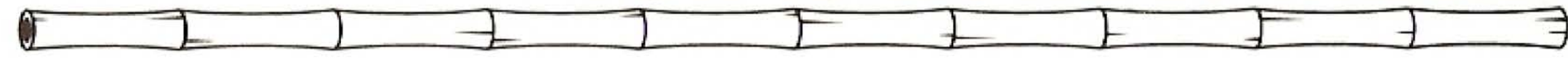
Jump: Master Higgins, Taylor, Magma and Poley.

Fly: Don-Don.

Swim: Master Higgins and Classie.



HOW TO USE THE CONTROLLER



B Button:

Speed Up: Hold down while running.

Super Jump: Hold down while jumping.

Throw

Weapon: Master Higgins.

Press the **B Button** to use the Special Attacks listed below:

Whip Tail: While riding Taylor.


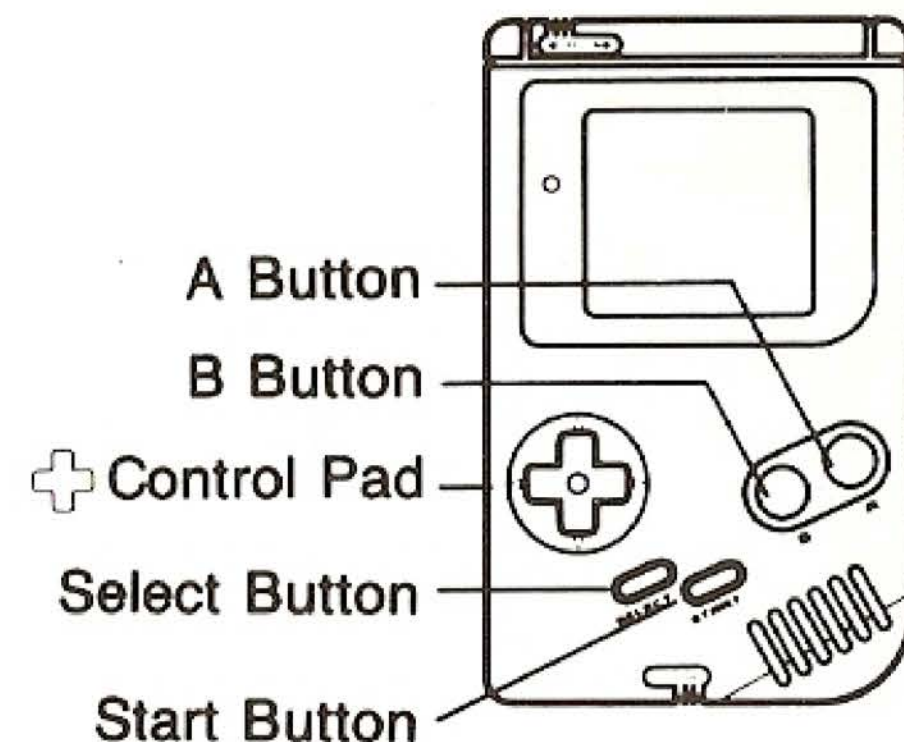
Spit Fire: While riding Magma.

Drop Rocks: While riding Don-Don.

Rockin' Roll: While riding Poley.

Start Button:

Start, Continue or Pause the Game.



HOW TO PLAY



You, as Master Higgins, must explore 8 islands, and defeat 9 monsters to rescue Jeannie Jungle. On each island, there are many areas to discover.

Energy: When you begin each area, you have a full Energy Bar. It is displayed on the top of the screen between your score and the number of lives you have left. The Energy Bar will continuously go down as you play. To keep it full, you must eat fruits, drink milk or eat meat. Fruit appears regularly in almost every area. You will receive points at the end of each area based on how much energy you have.

Eggs: When you first start playing, you won't have any weapons or items. But as you explore the islands, you'll find eggs that might contain weapons or items. To open an egg, jump on it. If you



have a weapon, you can also shoot an egg to open it.



HOW TO PLAY



Eggs can contain several different items, such as milk bottles, axes, boomerangs, time-stops, dinosaurs, and even keys that lead to bonus rounds and secret rooms!

There are also *hidden* eggs in every island. To try to find a hidden egg, shoot your axe, boomerang or shoot with the dinosaurs. If you hear a sound that sounds like you just hit an enemy, and you also see your "shots" disappear in mid-air, go to that spot and jump. When you jump, you should make an egg appear. You can break the egg open as usual.

Hint: Shooting birds can make some of them drop eggs!



HOW TO PLAY



Item Select: At the beginning of each area, you will see an item select screen. This screen allows you to use items that you have collected throughout the game. You can collect axes, boomerangs, invincibility crystals and each of the dinosaurs. You cannot collect skateboards. To store a dinosaur, axe or boomerang that Master Higgins is using, press the B button. A picture of the item appears on the bottom of the screen. The number of those items in storage is displayed to the right of the picture.

You may use up to 1 dinosaur and 1 axe or boomerang and 1 invincibility crystal at a time. To select them, use either the Control Pad or the Select button. When the white dot is next to the item you desire, press the A button.





HOW TO PLAY



When your storage space for an item is empty, and egg will appear in its place.

Note: When you first start the game, you will not have any items in storage. You will only see pictures of 8 eggs.




SCORING

Points are earned by: Eating fruit, shooting enemies, freeing dinosaurs from eggs, destroying boulders, collecting bonus items and for the remaining energy at the end of an area.

Extra Lives: You are awarded an extra life for every 20,000 points you earn. 1-up's are also scattered throughout the game in hidden places, like within eggs and under boulders. You will also be awarded with a 1-up if you collect 100 pieces of fruit. You may have up to 99 extra lives!

Continues: If you lose all of your lives, you may continue the game by choosing "CONTINUE" on the title screen with your control pad or Select button, then pressing the Start Button. You will continue with all of the items you had in storage.



SPECIAL ITEMS

There are other items you may discover in Adventure Island 3:

Honey Girl: She's tough. As long as she's around, you're invincible!

Eggplant: Master Higgins hates eggplant. If he comes around, your energy will quickly fade away!

Flower: Sometimes it gives you bonus points. But if you can't pick it up, watch out! An enemy might run at you from behind!


Time-Stop: This little clock will temporarily freeze everything. Run fast before time starts again!

WARRANTY

Hudson Soft USA, Inc. ("Hudson") warrants to the original purchaser of this Hudson Software product that the medium on which this computer program is recorded is free from defects in materials and workmanship for a period of (90) days from the date of purchase. This Hudson software program is sold "as is", without express or implied warranty of any kind, and Hudson is not liable for any losses or damages of any kind resulting from use of this product.

Hudson agrees for a period of (90) days to either replace, at its option, free of charge, any Hudson software product, postage paid, with proof of date of purchase, at its Factory Service Center.

This warranty is not acceptable to normal wear and tear. This warranty shall be void if the defect in the Hudson software product has arisen through abuse, unreasonable use, mistreatment or neglect. THIS WARRANTY IN LIEU OF ALL OTHER WARRANTIES AND NO OTHER PRESENTATIONS OR CLAIMS OF ANY NATURE SHALL BE BINDING ON OR OBLIGATE HUDSON ANY IMPLIED WARRANTIES APPLICABLE TO THIS SOFTWARE PRODUCT, INCLUDING WARRANTIES OF MERCHANTABILITY AND FITNESS FOR A PARTICULAR PURPOSE, ARE LIMITED TO THE (90) DAY PERIOD DESCRIBED ABOVE. IN NO EVENT WILL HUDSON BE LIABLE FOR ANY SPECIAL, INCIDENTAL, OR CONSEQUENTIAL DAMAGES RESULTING FROM POSSESSION, USE OR MALFUNCTION OF THIS HUDSON SOFTWARE PRODUCT. Some states do not allow limitation as to how long an implied warranty lasts and/or exclusions or limitations of incidental or consequential damages so the above limitations and/or exclusions of liability may not apply to you. This warranty does give you specific rights, and you may also have other rights which vary from state to state.



FOR PARENTS ONLY

For those of you who have children that are a little too enthusiastic about video games, we offer **Master Higgins 10 Tips For Responsible Play**. This free pamphlet has guidelines for you to work creatively with your children around the issue of their video gaming hobby.

To get your free copy, fill out and return the coupon below to:

Hudson Soft USA, Inc.
Responsible Play Pamphlet
400 Oyster Point Blvd., Suite 515
So. San Francisco, CA 94080

Yes. Please send me Master Higgins 10 Tips For Responsible Play!

Name _____

Address _____

City _____ State _____ Zip _____







For questions, call
(415) 495-HINT

90 DAY LIMITED WARRANTY

FOR SALE AND USE IN THE USA, CANADA AND MEXICO ONLY
PRINTED IN JAPAN



HUDSON GROUP
HUDSON SOFT®

400 Oyster Point Blvd. Suite 515
So. San Francisco, CA 94080