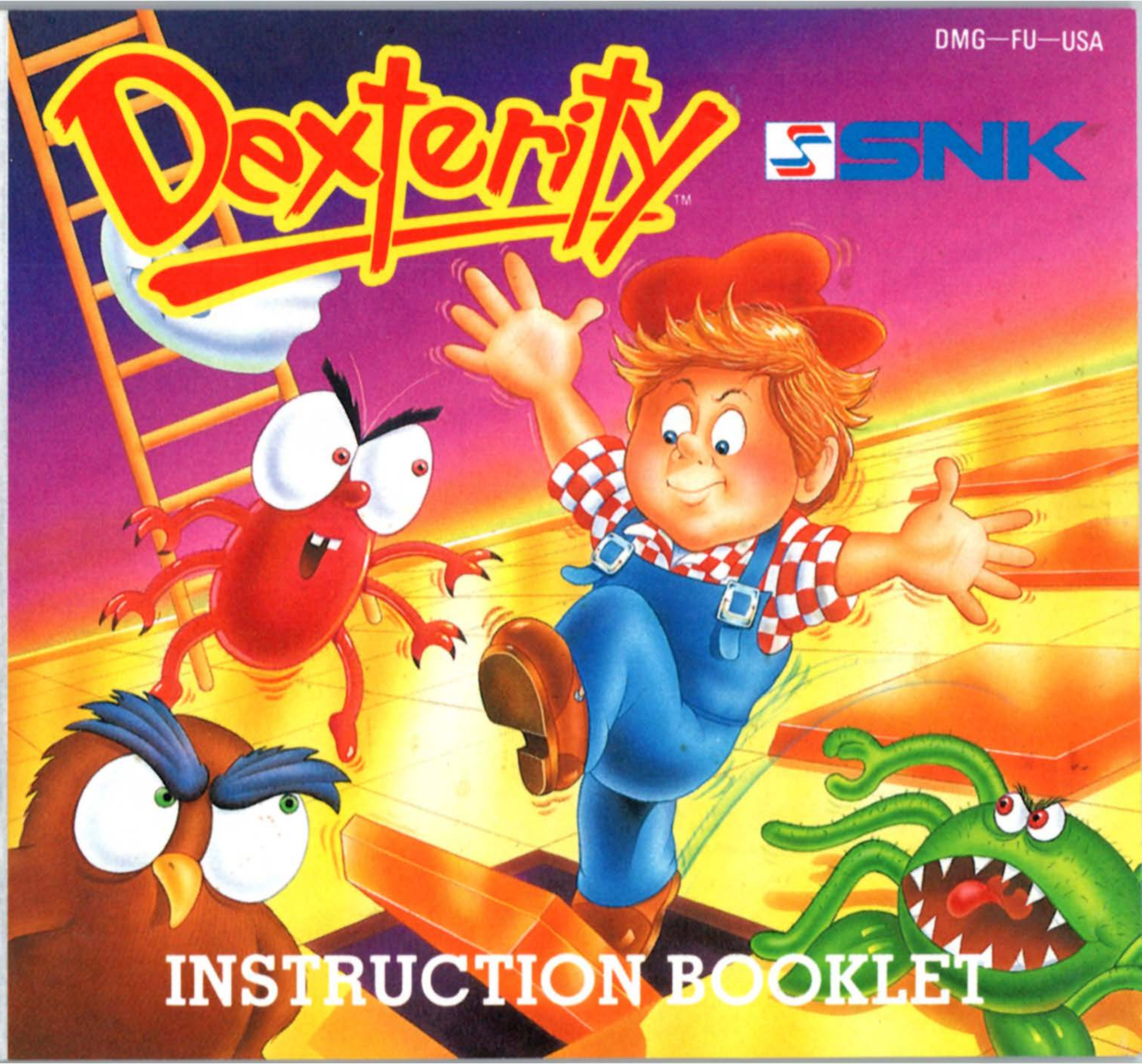


Nintendo
GAME BOY™



DMG-FU-USA

SNK

INSTRUCTION BOOKLET

This official seal is your assurance that Nintendo has approved the quality of this product. Always look for this seal when buying games and accessories to ensure complete compatibility with your Game Boy system.



LICENSED BY



NINTENDO, GAME BOY
AND THE OFFICIAL SEALS
ARE TRADEMARKS OF
NINTENDO OF AMERICA, INC.

CAUTIONS DURING USE

- 1) If you play for long periods, take a 10 to 15 minute break every hour or so.
- 2) This equipment is precision-built. Do not use or store it under conditions of extreme temperature, or subject it to rough handling or shock. Do not disassemble the unit.
- 3) Do not touch the connectors or let them come into contact with water, as this can cause malfunction.
- 4) Do not wipe this equipment with volatile solvents such as thinner, benzene or alcohol.
- 5) Store the Game Pak in its protective case when not in use.

TABLE OF CONTENTS

THE STORY	1
USING THE CONTROLLER	2
GETTING STARTED	4
HOW TO PLAY	6
HOW TO DEFEAT ENEMIES	8
MODES OF GAME PLAY	9
1P VS. 2P (MATCH) MODE	10
CONTINUE MODE	12
ITEMS	13
ENEMY CHARACTERS	15

THE STORY

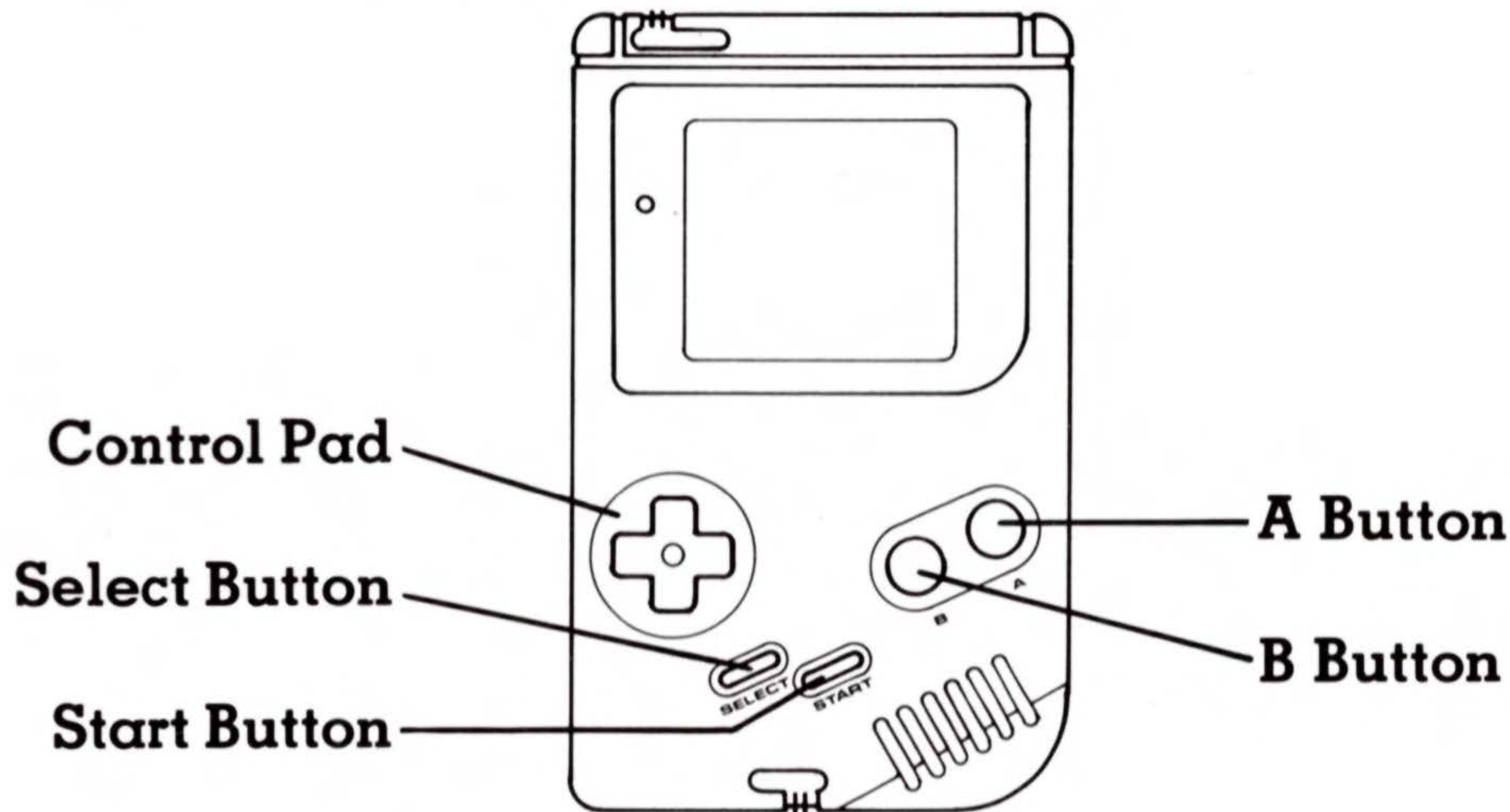
Dexter Doolittle has an amazing imagination! He can imagine himself to be anywhere he would like – including his many magic puzzle rooms.

Guide Dexter on his merry way as he jumps from tile to tile, flipping them over – while he dodges, blocks, and captures captivating characters of all shapes and sizes. Some of his magic puzzle friends can be changed into fabulous fruits. Find the hourglass, hammer, and magic heart to gain bonus points and extra imaginary rooms. But watch out for the scary skull, which can stop Dexter short before he finds the delectably delicious ice cream worth 5000 points!

You won't find more fun and fantastic haphazards in any other Game Boy cartridge than you will in these 30 nimble-fingered, fast-paced rounds of Dexter's dubious imagination.

So find the magical key to unlock the door to not only Dexter's, but your own wonderful imagination!

USING THE CONTROLLER



A button: Press to flip a tile.

B Button: Press to lift up magic puzzle friends placed between the tiles and take them off the screen.

Select Button: Press to choose all modes. Not for use during the game.

Start Button: Press to begin the game; or press to pause the game temporarily, then press it again to release it. Also, press to make a choice after using Select button.

Control Pad: Use to control Dexter's activity; to select the number of Rounds; and to push movable blocks in the advancing direction.

GETTING STARTED

Insert cartridge and turn the power on. The screen will scroll and the title mode will appear.

Mode Select Screen

Press the Start button when the title screen comes on, and the Mode Select screen appears. Choose either 1P SINGLE maze, 1P MULTI maze, or 1P VS 2P and MUSIC TYPE by pressing the Select button, and press the Start button to decide.

Music Select Screen

Press the Select button to move the cursor, and press the Start button to decide.

OFF means no music.

The game will begin automatically with the indication of ROUND 1 after the player decides Music Type.

Game Over

When the game ends, the words GAME OVER will appear on the screen.

HOW TO PLAY

This is a jigsaw puzzle, maze and labyrinth game.

When Dexter turns the color of the game field at the start of the game into an opposite color, he clears a round. There are some tiles or blocks that are permanent and some that are not. These tiles or blocks can hide the many items, magic puzzle friends and treats.

There are several game stages, including bonus and super bonus stages.

Lives

Dexter begins with three lives. He will lose a life in these situations:

- 1) When he bumps into an enemy.
- 2) When he is put between blocks.
- 3) When time becomes 0.

If he loses all three lives, the game is over.

In a Bonus Stage: If his time runs out, or if he flips the skull tile, the game is over.

How to Flip Tiles or Blocks

Press the A button to flip the tiles. Dexter can flip tiles one by one, or he can turn an entire row by pressing the A button on one end of a row and then running to the opposite end of that row and pressing the A button again.

Some blocks are fixed, but magic friends can move them. Dexter can place enemies between and get items by moving blocks.

Getting Items

When Dexter moves blocks to places such as the corners, until he can't go any further, items will automatically come out.

In a Bonus Stage: A tile which is hiding a food item underneath it will flash. When it stops flashing, flip the tile over. Only one tile can be turned over at a time.

HOW TO DEFEAT ENEMIES

There are six enemies, and they are soon replaced if they are destroyed. Also, the higher the round, the shorter the time between their destruction and their replacement's appearance.

When enemies are placed between black tiles which Dexter has flipped, they will be stunned temporarily. Dexter will not die even if he touches the enemies.

By pressing the B button, Dexter can lift the enemy and walk around the screen with him. But Dexter can't flip a tile and push a block at the same time. Dexter also can push an enemy up against the fixed blocks or walls to destroy him.

Throwing an Enemy

Press the B button while standing on the stunned enemy to lift him. Press the B button again to throw him.

Two enemies can be defeated at the same time if Dexter is able to throw one enemy against another.

MODES OF GAME PLAY

Single Mode

There are a total of 30 rounds.

Dexter enters the Bonus Stage by clearing every 4 rounds and challenges KING TOJO after winning all rounds.

Multi Mode

This mode is different from Single Mode. Stages consist of multiple fields which are connected up, down, left, right, and one to another.

If Dexter finishes all fields and defeats all bosses in a round, he ends the round.

There are three rounds, and Dexter must challenge a boss at the end of each round.

1P VS. 2P (MATCH) MODE

Players will need a Video Link™ cable for 1P VS. 2P Mode.

This Mode is a match between two players. The player who clears the highest number of rounds first will be the winner.

The rules are basically the same as Single Mode. Press the Start button for 1P side to decide. 2P can select Music Type and Round Select.

The game won't be over even when a player loses a life, but he will waste his time and give advantages to his opponent.

There are some enemies and items which are shown only in this mode. If the player can destroy them, they are sent over to bother his opponent.

Less Time

If a player finishes one game after his opponent begins the next, he will start the next round with ten seconds less time. Whenever he is defeated by his opponent, he must start a

round with ten seconds less, up to a maximum of forty seconds accumulated time.

Maze Stage

When a player gets to the Maze Stage, he can send his opponent to a field which is a simple maze. That player must then use the Key to open the Door by moving blocks, then return to the regular field through the Door quickly.

There are some items here which are disturbing to your opponent, so try to find them.

Handicap by Round Selection

If there is a gap between the ability levels of two players, the number of rounds can be set on the Round Select Screen to accommodate them.

Once the number of rounds is selected, press the Start button of 1P to begin.

CONTINUE MODE

CONTINUE appears on the screen after each game is over. A player can use CONTINUE up to three times. This allows him to start from the beginning of the round in which the game ended.

When playing in Single Mode, CONTINUE can't re-start the player at the point where he is facing the last boss, but it can re-start him at Round 30, just before the last boss.

In Multi Mode, one round is made up of several fields. Even if the player has cleared several fields in a round, CONTINUE will re-start him at the beginning of the round.

ITEMS

Bonus Items



Hammer

Stuns everything on the screen for three seconds.



Hourglass

Gives an extra ten seconds.



Fruit Changer

Changes enemies into bonus food.



Block Changer

Changes enemies into movable blocks.

Food Items



Cherry

100 points



Apple

200 points



Peach

400 points



Watermelon

800 points



Ice Cream Cone

5000 points

Special Items

Bomb



When this appears, it explodes in three seconds and turns all tiles into a white field.

Trigger



After this explodes, tiles will only flip to a white field.

Maze



This will take Dexter to the Maze Stage.

Key



Appears in the Maze Stage; needed to open Door back to regular game stage.

Door



Leads from Maze Stage back to regular game stage.

Scary Skull



Bonus Stage is over when this item appears.

ENEMY CHARACTERS



Ghost

100 points




Humphrey

200 points



Snowman

200 points



Bug-Eye

100 points



Jelly

100 points



Sweeps

200 points

Mini-Bosses



Boggles




Bertles



Princelet

Big Bosses



Hugo



Bert



King Tojo

This image shows a blank sheet of white paper with horizontal ruling lines. The lines are evenly spaced and run across the width of the page. There are no margins, text, or other markings on the paper.

This image shows a single page of white paper with horizontal blue or grey ruling lines. The lines are evenly spaced and run across the width of the page. There is no handwriting or other markings on the paper.

LIMITED WARRANTY


SNK Corp. of America warrants to the original purchaser of this SNK software product that the medium on which this computer program is recorded is free from defects in materials and workmanship for a period of ninety (90) days from the date of purchase. This SNK software program is sold "as is," without express or implied warranty of any kind, and SNK is not liable for any losses or damages of any kind resulting from use of this program. SNK agrees for a period of ninety (90) days to either repair or replace, at its option, free of charge, any SNK software product, postage paid, with proof of date of purchase, at its Factory Service Center.

This warranty is not applicable to normal wear and tear. This warranty shall not be applicable and shall be void if the defect in the SNK software product has arisen through abuse, unreasonable use, mistreatment or neglect. THIS WARRANTY IS IN LIEU OF ALL OTHER WARRANTIES AND NO OTHER REPRESENTATIONS OR CLAIMS OF ANY NATURE SHALL BE BINDING ON OR OBLIGATE SNK. ANY IMPLIED WARRANTIES APPLICABLE TO THIS SOFTWARE PRODUCT, INCLUDING WARRANTIES OF MERCHANTABILITY AND FITNESS FOR A PARTICULAR PURPOSE, ARE LIMITED TO THE NINETY (90) DAY PERIOD DESCRIBED ABOVE. IN NO EVENT WILL SNK BE LIABLE FOR ANY SPECIAL, INCIDENTAL, OR CONSEQUENTIAL DAMAGES RESULTING FROM POSSESSION, USE OR MALFUNCTION OF THIS SNK SOFTWARE PRODUCT.

Some states do not allow limitations as to how long an implied warranty lasts and/or exclusions or limitations of incidental or consequential damages so the above limitations and/or exclusions may not apply to you. This warranty gives you specific rights, and you may also have other rights which vary from state to state.

SNK CORPORATION OF AMERICA

246 SOBRANTE WAY, SUNNYVALE, CALIFORNIA 94086. (408) 736-8844.





SNK CORPORATION OF AMERICA
246 SOBRANTE WAY, SUNNYVALE, CALIFORNIA 94086

© 1990 SNK CORPORATION OF AMERICA
PRINTED IN JAPAN