

For questions, call  
(415)495-HINT

90 DAY LIMITED WARRANTY  
FOR SALE IN THE USA, CANADA AND MEXICO ONLY  
PRINTED IN JAPAN




HUDSON GROUP  
**HUDSON SOFT**

400 Oyster Point Blvd., Suite 515  
So. San Francisco, CA 94080

Nintendo

**GAME BOY**



**Felix**  
THE CAT

INSTRUCTION MANUAL

DMG-C6-USA



HUDSON SOFT

## INTRODUCTION × · × · × · × · × · × · ×



THANK YOU!

YOU HAVE JUST MADE A PERFECT CHOICE BY SELECTING AND PURCHASING THIS QUALITY HUDSON SOFT PRODUCT.


Thank you for selecting "Felix the Cat". In order to insure your complete enjoyment of this game, we recommend that you read the manual carefully and follow its instructions and suggestions.

**WARNING: PLEASE READ THE ENCLOSED CONSUMER INFORMATION AND PRECAUTIONS BOOKLET CAREFULLY BEFORE USING YOUR NINTENDO® HARDWARE SYSTEM OR GAME PAK.**



Felix the Cat is a registered trademark of Felix the Cat Productions, Inc. All Rights Reserved. © 1993 Felix the Cat Productions, Inc. Software © 1993 Hudson Soft USA, Inc.

LICENSED BY



NINTENDO, GAME BOY AND THE OFFICIAL SEALS ARE TRADEMARKS OF NINTENDO OF AMERICA INC.



THIS OFFICIAL SEAL IS YOUR ASSURANCE THAT NINTENDO HAS APPROVED THE QUALITY OF THIS PRODUCT. ALWAYS LOOK FOR THIS SEAL WHEN BUYING GAMES AND ACCESSORIES TO ENSURE COMPLETE COMPATIBILITY WITH YOUR GAME BOY SYSTEM. ALL NINTENDO PRODUCTS ARE LICENSED BY SALE FOR USE ONLY WITH OTHER AUTHORIZED PRODUCTS BEARING THE OFFICIAL NINTENDO SEAL OF QUALITY.

## × · × · × · × · × · × TABLE OF CONTENTS

Introduction . . . . .	2
Safety Precautions . . . . .	4
Game Story . . . . .	5
Getting Started . . . . .	6
Controlling Felix . . . . .	7-8
Playing the Game . . . . .	9
Magic Items . . . . .	10
Areas and Stages . . . . .	11
Enemy Characters . . . . .	12-13
For Parents Only . . . . .	14
Warranty Information. . . . .	15



## SAFETY PRECAUTIONS × · × · × · × · × · ×


- Because this is a precision tool device, do not use or store it in extreme temperature. Avoid hard shocks.
- Avoid soiling the connector's terminals by handling or spilling liquids. Soiled connectors can cause system breakdowns.
- Do not clean this device with alcohol, thinner, benzene, or other volatile substances.
- Always turn the power off before inserting or removing Game Pak from the main system.
- When engaged in prolonged periods of game playing, we recommend that you rest 10 to 20 minutes every two hours, to avoid strain in your vision.
- Store the Game Pak in its protective case when not in use.



## × · × · × · × · × · × · × · GAME STORY

The sly Professor has captured Kitty and has taken her far, far away! He wants the incredible Magic Bag of Tricks from Felix. If Felix can't rescue his girlfriend, who knows what the Professor will do?

Luckily, Felix still has the Magic Bag. You must use the awesome powers of this item to the fullest if you want to rescue Kitty and save the day.






## GETTING STARTED · × · × · × · × · × · ×



Insert the Felix the Cat Game Pak into your Game Boy and turn the power on. Push the "Start" button to begin the game.

A small score panel appears at the bottom of the game screen. The scores shown (in order from left to right) are: Game score, number of lives, number of Felix heads you have collected and the time remaining for that level. A line of hearts appears when Felix collects his first special item. If the hearts are not replenished before they disappear, he loses his special item.



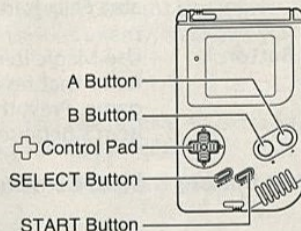
## × · × · × · × · × · × CONTROLLING FELIX

**Left:** Moves Felix to the left.

**Right:** Moves Felix to the right.

**Up:** When jumping, it allows Felix to jump higher.

**Down:** Makes Felix crouch down.






## MAGIC ITEMS · × · × · × · × · × · × · ×

Felix uses Items from his Magic Bag as weapons. You start the game with one magic item, a punching glove. To gain Magic Items, you must collect Felix heads that are found throughout the game. For every 10 Felix heads you collect, a heart from Kitty will appear. If you catch the heart, you will gain a Magic Item.

Magic Items only last for a limited time. To check the status of your Magic Item, look at the line of hearts. If the hearts run out, you will lose your Magic Item. To keep from running out of hearts, collect milk bottles. A milk bottle appears when you collect five Felix heads.

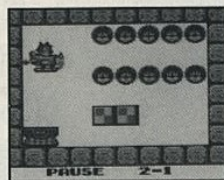


## × · × · × · × · × · × · AREAS AND STAGES

There are five areas in the game and two rounds in each area. To clear a round, you must exit the round at the end. To clear the area, you must defeat the boss.

### BONUS STAGES

There are hidden Magic Bags throughout the game. If you find one, stand on top of it and press **Down** on the Control Pad. You will enter the bonus stage. To exit the bonus stage, get on top of the Magic Bag and press **Down** again. If there is more than one Magic Bag, take your pick! Different bags will lead you to different places!






## ENEMY CHARACTERS × · × · × · × · × · ×

**Poindexter** - The Professor's young ally, always there to thwart Felix.



**Rock Bottom** - This canine creep may not be bright, but he packs a wallop!



**Master Cylinder** - A mad machine out to stop our heroic feline.




12

## × · × · × · × · ENEMY CHARACTERS, CONT.

**Gulpo, King of the Blobs** - This underwater nemesis blasts out dangerous bubbles!



**The Professor** - Felix's oldest and most dangerous foe. If he can't ransom Kitty for the magic bag of tricks, he'll try to destroy them all.



13

## FOR PARENTS ONLY · × · × · × · × · × · ×

For those of you who have children that are a little too enthusiastic about video games, we offer **Master Higgins 10 Tips For Responsible Play**. This free pamphlet has guidelines for you to work creatively with your children around the issue of their video gaming hobby.

To get your free copy, fill out and return the coupon below to:

Hudson Soft USA, Inc.  
Responsible Play Pamphlet  
400 Oyster Point Blvd., Suite 515  
So. San Francisco, CA 94080

Yes. Please send me Master Higgins 10 Tips For Responsible Play!

Name \_\_\_\_\_  
Address \_\_\_\_\_  
City \_\_\_\_\_  
State \_\_\_\_\_ Zip \_\_\_\_\_



## × · × · × · × · × WARRANTY INFORMATION

Hudson Soft USA, Inc. ("Hudson") warrants to the original purchaser of this Hudson Software product that the medium on which this computer program is recorded is free from defects in materials and workmanship for a period of (90) days from the date of purchase. This Hudson software program is sold "as is", without express or implied warranty of any kind, and Hudson is not liable for any losses or damages of any kind resulting from use of this product.

Hudson agrees for a period of (90) days to either replace, at its option, free of charge, any Hudson software product, postage paid, with proof of date of purchase, at its Factory Service Center.

This warranty is not acceptable to normal wear and tear. This warranty shall be void if the defect in the Hudson software product has arisen through abuse, unreasonable use, mistreatment or neglect. THIS WARRANTY IN LIEU OF ALL OTHER WARRANTIES AND NO OTHER PRESENTATIONS OR CLAIMS OF ANY NATURE SHALL BE BINDING ON OR OBLIGATE HUDSON ANY IMPLIED WARRANTIES APPLICABLE TO THIS SOFTWARE PRODUCT, INCLUDING WARRANTIES OF MERCHANTABILITY AND FITNESS FOR A PARTICULAR PURPOSE, ARE LIMITED TO THE (90) DAY PERIOD DESCRIBED ABOVE. IN NO EVENT WILL HUDSON BE LIABLE FOR ANY SPECIAL, INCIDENTAL, OR CONSEQUENTIAL DAMAGES RESULTING FROM POSSESSION, USE OR MALFUNCTION OF THIS HUDSON SOFTWARE PRODUCT.

Some states do not allow limitation as to how long an implied warranty lasts and/or exclusions or limitations of incidental or consequential damages so the above limitations and/or exclusions of liability may not apply to you. This warranty does give you specific rights, and you may also have other rights which vary from state to state.

HUDSON SOFT USA, INC.  
400 OYSTER POINT BLVD., SUITE 515  
SO. SAN FRANCISCO, CA 94080  
(415) 871-8895

