



XBOX 360

XBOX
LIVE

DEAD OR ALIVE
XTREME 2



⚠ WARNING

Before playing this game, read the Xbox 360 Instruction Manual and any peripheral manuals for important safety and health information. Keep all manuals for future reference. For replacement manuals, see www.xbox.com/support or call Xbox Customer Support (see inside of back cover).

Important Health Warning About Playing Video Games

Photosensitive Seizures

A very small percentage of people may experience a seizure when exposed to certain visual images, including flashing lights or patterns that may appear in video games. Even people who have no history of seizures or epilepsy may have an undiagnosed condition that can cause these "photosensitive epileptic seizures" while watching video games.

These seizures may have a variety of symptoms, including lightheadedness, altered vision, eye or face twitching, jerking or shaking of arms or legs, disorientation, confusion, or momentary loss of awareness. Seizures may also cause loss of consciousness or convulsions that can lead to injury from falling down or striking nearby objects.

Immediately stop playing and consult a doctor if you experience any of these symptoms. Parents should watch for or ask their children about the above symptoms—children and teenagers are more likely than adults to experience these seizures. The risk of photosensitive epileptic seizures may be reduced by taking the following precautions:

- Sit farther from the television screen.
- Use a smaller television screen.
- Play in a well-lit room.
- Do not play when you are drowsy or fatigued.

If you or any of your relatives have a history of seizures or epilepsy, consult a doctor before playing

Story

The gigantic evil organization DOATEC has been successfully destroyed, thanks to the efforts of Kasumi and her brethren. The world has broken free from the shackles of darkness, and the tragic Prima Donna, Helena, also finds herself free for the first time in her life.

Throughout this turmoil, Zack searched for and obtained the ancient treasures of the Pharaohs.

Once again a billionaire, Zack has entered into a contract with a "superior intelligence" that enables him to successfully recover the sunken Zack Island from the bottom of the sea.

He has since declared that he will rebuild DOATEC; his elaborate goal is nothing less than to "restore peace to the galaxy."

Now, having heard rumors that the DEAD OR ALIVE 5 martial arts tournament will take place on Zack Island, a group of competitors have gathered, despite their better judgment.

In fact, for some reason all of those invited are captivating young ladies.

Just what is Zack up to this time?

Table of Contents

Story	1	Activities	
		Marine Race	20
		Beach Volleyball	24
		Water Slide	28
		Tug-of-War	28
		Butt Battle	29
		Pool Hopping	30
		Beach Flags	31
		Introduction to Island Areas	32
		Shopping	35
		Hotels	38
		Casino	41
		Xbox Live®	44
		Online Manners	47
		Precious Memories	48
		Advice from Zack	49
Character Profiles			
Kasumi	2		
Hitomi	3		
Leifang	4		
Christie	5		
Kokoro	6		
Helena	7		
Tina	8		
Lisa	9		
Ayane	10		
Zack	11		
Niki	11		
Starting the Game	12		
Introducing New Zack Island	14		
Travel Guide	16		
		Music Credits	50
		Staff Credits	52
		Warranty Information	53

Kasumi

Kasumi is a runaway Ninja who abandoned her position as head of the Mugen Tenshin clan to avenge her brother, Hayate. She came to New Zack Island upon hearing that her brother was there, even though she wondered what he was doing on a tropical island.

Nationality: Japanese
Height / Weight: 5'2" / 106 lbs
Measurements: B35" W21" H33"
Birthdays: February 23rd
Age: N/A
Blood Type: A
Hobbies: Fortune Telling
Favorite Food: Strawberry Millefeuille
Favorite Color: Milky Pink

Power: ♥♥♥♥♥
Technique: ♥♥♥♥♥
Defense: ♥♥♥♥♥
Jump: ♥♥♥♥♥
Speed: ♥♥♥♥♥

Hitomi

A young girl who has dedicated herself to mastering karate. After hearing that the new DEAD OR ALIVE tournament would be held at New Zack Island, she vowed to make up for her loss in the previous tournament and left straight away.

Nationality: German
Height / Weight: 5'3" / 108 lbs
Measurements: B35" W23" H33"
Birthdays: May 25th
Age: 18
Blood Type: O
Hobbies: Cooking
Favorite Food: Sachertorte
Favorite Color: Sky Blue

Power: ♥♥♥♥♥
Technique: ♥♥♥♥♥
Defense: ♥♥♥♥♥
Jump: ♥♥♥♥♥
Speed: ♥♥♥♥♥

Leifang

A genius who grew up in an affluent home, she is looking forward to a vacation at New Zack Island. She is friendly to all, but she feels a strong sense of rivalry with Tina.

Nationality: Chinese
Height / Weight: 5'4" / 110 lbs
Measurements: B34" W22" H34"
Birthdays: April 23rd
Age: 19
Blood Type: B
Hobbies: Aroma Therapy
Favorite Food: Almond Tofu
Favorite Color: Lemon Yellow

Power: ♥♥♥♥♥
Technique: ♥♥♥♥♥
Defense: ♥♥♥♥♥
Jump: ♥♥♥♥♥
Speed: ♥♥♥♥♥

Christie

A cold and heartless woman who is perfectly suited for her job as an assassin. Rumors say that she came to New Zack Island to carry out a super secret mission, but the truth remains a mystery.

Nationality: British
Height / Weight: 5'10" / 126 lbs
Measurements: B37" W26" H36"
Birthdays: December 18th
Age: 24
Blood Type: B
Hobbies: Driving
Favorite Food: Tomato Juice
Favorite Color: Black

Power: ♥♥♥♥♥
Technique: ♥♥♥♥♥
Defense: ♥♥♥♥♥
Jump: ♥♥♥♥♥
Speed: ♥♥♥♥♥

Kokoro

A young girl who spends her days training to become a geisha under her mother's watchful eye.

She came to New Zack Island without her mother's knowledge.

Nationality: Japanese
Height / Weight: 5'2" / 108 lbs
Measurements: 83.5" W22" H34"
Birthdays: December 1st
Age: N/A
Blood Type: A
Hobbies: Piano
Favorite Food: Japanese Fruit Cocktail
Favorite Color: Orange

Power: ♥♥♥♥♥
Technique: ♥♥♥♥♥
Defense: ♥♥♥♥♥
Jump: ♥♥♥♥♥
Speed: ♥♥♥♥♥

Helena

A rising star in the opera world. She has come to see Zack about rebuilding her giant corporation DOATEC after it was destroyed by Ninjas.

Nationality: French
Height / Weight: 5'7" / 108 lbs
Measurements: 86.5" W22" H34"
Birthdays: January 30th
Age: 21
Blood Type: AB
Hobbies: Walking Her Dog
Favorite Food: Bagna Cauda
Favorite Color: Pearl White

Power: ♥♥♥♥♥
Technique: ♥♥♥♥♥
Defense: ♥♥♥♥♥
Jump: ♥♥♥♥♥
Speed: ♥♥♥♥♥

Tina

The American Women's Wrestling champion and a supermodel.

Came to New Zack Island to escape her over-protective father.

Has been friends with Lisa since her school days.

Nationality: American
Height / Weight: 5'9" / 123 lbs
Measurements: 83" W24" H35"
Birthdays: December 6th
Age: 22
Blood Type: O
Hobbies: Sports Gamet, Cycling
Favorite Food: Seafood
Favorite Color: Sapphire Blue

Power: ♥♥♥♥♥
Technique: ♥♥♥♥♥
Defense: ♥♥♥♥♥
Jump: ♥♥♥♥♥
Speed: ♥♥♥♥♥

Lisa

Lisa used to work at DOATEC as the lead researcher, but lost her job after DOATEC was destroyed.

These days she keeps busy with her subsidiary business. Used to play volleyball for her school.

Nationality: American
Height / Weight: 5'9" / 117 lbs
Measurements: 86" W22" H34"
Birthdays: July 29th
Age: 21
Blood Type: A
Hobbies: Surfing
Favorite Food: Cherry Pie
Favorite Color: Crimson Red

Power: ♥♥♥♥♥
Technique: ♥♥♥♥♥
Defense: ♥♥♥♥♥
Jump: ♥♥♥♥♥
Speed: ♥♥♥♥♥

Ayane

A female Ninja who was born in the same village as Kasumi. She has followed Kasumi all the way to New Zack Island. Has had a complex relationship with Kasumi ever since they grew up together.

Nationality: Japanese
Height / Weight: 5'2" / 104 lbs
Measurements: B37" W21" H33"
Birthday: August 5th
Age: N/A
Blood Type: AB
Hobbies: Beauty Treatments
Favorite Food: Marrons Glacés
Favorite Color: Dark Purple

Power: ♥♥♥♥♥
Technique: ♥♥♥♥♥
Defense: ♥♥♥♥♥
Jump: ♥♥♥♥♥
Speed: ♥♥♥♥♥



Zack

After getting the Pharaoh's treasure from a pyramid, Zack

used his newly acquired billions to pull Zack Island up from the sea and rebuild it as New Zack Island. Still head over heels in love with his girlfriend Niki.

Zack's girlfriend.

She appears meek but is rumored to possess a strong-willed side to her personality.

Niki



Starting the Game

Press either the **START** or **A** button at the title screen to go to the Mode Select screen. Use **↑** and **↓** on the D-Pad to choose a mode and press **A** button or **START** to select it.



Travel to New Zack Island

Use this mode to enjoy your vacation at New Zack Island to its fullest. You can participate in Marine Races or Beach Volleyball, go shopping, or visit the casino.

All the items and money you collect during your vacation can also be used from my second vacation onward.

➔ P.14 Introducing New Zack Island

Xbox Live®

Connect to Xbox Live to enjoy online Marine Races and Beach Volleyball with players around the world.

➔ P.44 Xbox Live

Precious Memories

View the pictures taken in Travel to New Zack Island mode.

➔ P.46 Precious Memories

Options

Change all the settings related to the game.



Audio Settings

Set the volume for music, sound effects and character voices.

Language Settings

Set the language used by the characters and in the game.

Video Settings

Set gamma, brightness and contrast.

Information

Display information about *DEAD OR ALIVE Xtreme 2*.

Delete Vacation

Erase your *Travel to New Zack Island* mode saved vacations completely.

You cannot restore these vacations once they have been erased, so please be careful.

Introducing New Zack Island

With its year-long warm temperatures and perfect weather, New Zack Island is truly an island worthy of being called "The Island of Eternal Summer".

Although it is a tiny island with a coast that measures less than 1 kilometer, New Zack Island is nevertheless filled with a variety of tropical activities. Marine Races, Beach Volleyball, and other facilities help to make it one of the most popular high-class resorts in the world.



Accessing Areas

Use \blacktriangleleft and \blacktriangleright on the D-Pad to choose an area and press **A** button to visit it. If more than 2 people are visiting that same area use \blacktriangleleft and \blacktriangleright on the D-Pad to choose which one to talk to.

You can also use the Left Bumper and the Right Bumper to choose which music you would like to listen to.



▲ Scenery changes depending on the time of day

- | | | |
|----|--------------------|-------|
| 1 | Water Slide | ▶P.28 |
| 2 | Niki Beach | ▶P.32 |
| 3 | Tranquil Beach | ▶P.32 |
| 4 | Brilliant Jungle | ▶P.33 |
| 5 | Bass Island | ▶P.33 |
| 6 | Niki Marina | ▶P.33 |
| 7 | Pool | ▶P.33 |
| 8 | Radio Station | ▶P.34 |
| 9 | Sports Shop | ▶P.35 |
| 10 | Accessory Shop | ▶P.36 |
| 11 | Zack Of All Trades | ▶P.37 |
| 12 | Gemstone Suite | ▶P.38 |
| 13 | Seabreeze Cottage | ▶P.39 |
| 14 | Moonlight Reef | ▶P.39 |
| 15 | Casino | ▶P.36 |

BOARDING PASS

GATE 023

BOARDING TIME 1950

SEAT 07C

Travel Guide

Allow us to show you around New Zack Island so that you can better enjoy your stay. Please read this before departing to get the most out of your vacation.

NAME OF PASSENGER
KASUMI MS
FROM
TOKYO/NRT
TO
NEW ZACK ISLAND/XXX
CARRIER FLIGHT
JAL 001
CLASS
J
FARE BASIS
Y
CITY
TOKYO
BOARDING TIME
1950
SEAT
07C
NO
PRIVATE FLIGHT



Talk

If there is anyone else visiting a particular Area, you can press **A** button to talk. Use **←** and **→** on the D-Pad to choose who to talk to, and use **↓** and **↑** to choose what to talk about.

Do Activities

You can enjoy a variety of activities at different areas depending on the number of people there. **P.20 Activities**



▲ You will need a partner to partake in Beach Volleyball

Give Presents

Giving presents to people will improve your Relationship Points with them (P.17) and allow you to become better friends. However each of the 9 girls has their own tastes, and what will work for one will not work for another. Pay close attention to the girls' preferences when giving them presents. You can only give items that have been wrapped.



▲ Match the present to their tastes

Invite

To partake in Beach Volleyball you will first need to find a partner. However, if the girl you invite to be your partner doesn't like you she will sometimes turn down your invitation. Also, inviting someone else to be your partner when you already have one will make your current partner jealous.



▲ You might get different results depending on the girl's mood

Relax



▲ You can use the Right Stick and D-Pad to change the camera angle

Visiting an isolated area will let you see a pictorial scene. These scenes will change depending on the Spot and the time of day.



▲ There are also rare pictorials that only appear under certain conditions



Relationship Points

Relationship Points display how much the other girl likes you. When you see musical notes like ♪ when talking to a girl it means that you have a lot of Relationship Points with that girl.

When your Relationship Points with a girl are high many good things happen. For example, you may receive presents from that girl, and she will be more likely to accept yours. But if your Relationship Points with a girl are low, she may refuse to partner with you or stop being your partner even if she initially agrees.



▲ The number of ♪ change depending on the number of Relationship Points



▲ When Relationship Points are low the girls become cold and distant



Relationship Point Changes

Giving a girl presents is the most effective way to raise Relationship Points. But be careful, as giving her a present she doesn't like will lower your Relationship Points instead. Other ways to raise Relationship Points include winning Volleyball matches. You will also want to be sure not to invite someone else to be your partner when you already have one. Whether the invitee accepts or declines the Relationship Points with your current partner will go down.

All of the girls also have special conditions that can be met to raise or lower their Relationship Points.



Items Screen

Pressing **X** button when choosing an area or while at the poolside will let you look through your belongings. Use this screen to change swimsuits and put on accessories like hats or sunglasses.



▲ You can carry a maximum of 48 items with you



Sunburns

New Zack Island is constantly bathed in sunlight, so be sure to wear *Sunscreen* if you don't want to get too tanned. For people who wish to get a tan, we recommend using *Sun Tan Lotion*. Both of these items can be purchased in the Accessory Shop.



► Enough to shut out the strongest sun rays!
Only 21000.

18



Saving your Vacation

Your vacation progress will be saved automatically as you progress through the game. However, if you turn off the power or pull out an Xbox 360™ Memory Unit or Xbox 360 Controller during the save, there is a chance that your important saved game may become lost or corrupted. To prevent this, please be sure to choose "Quit Game" from the poolside (P.34) and return to the title screen before shutting off the power.



Taking Pictures

If you wish to preserve your memories of New Zack Island, you will want to take pictures. Pressing the Right Bumper during a pictorial scene will allow you to take pictures. Be sure to equip a camera in your Items Screen first so as not to miss the perfect shot.

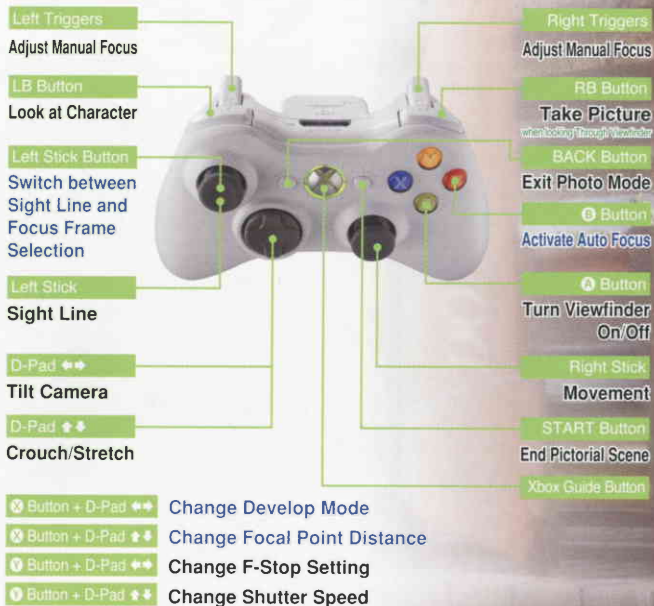


▲ Don't forget to stock up on film

Controls

Master these controls to take amazing pictures.

*Controls in blue are only used with the State-of-the-Art Camera.



19

Activities

Marine Race

The most popular sport at New Zack Island is undoubtedly the Marine Race. You'll be hooked once you've experienced the thrill of kicking up spray while racing across the ocean surface.

Area: Marina
Hours: From sunrise to sunset
Fee: Free



Controls

Left Stick
Handlebars

RB Button
Turbo

B Button
Look Backwards

Button
Throttle

Button
Stunts

Right Stick
Change
Camera Angle

Xbox Guide Button

* Please set vibration settings in "Personal Settings" under the Xbox Guide. Please see your Xbox 360 manual for more information.

Marine Race Screen

Current lap
and total laps.

Turbo Icons
The number of turbos you can use.

Gate Icons
The number of gates you have passed through in succession.



Total time elapsed.

Displays your current place.


Speedometer
Displays your current speed.

Course Objects

Learn the different course objects found throughout the Marine Races for your safety and enjoyment.

- Course Buoy

Buoys that make up the course. Going past these buoys will result in a Course Out. If this happens a warning will be displayed telling you to return to the course as soon as possible. If you ignore this warning and keep racing outside the course you will be disqualified.



- Gate Buoy

Buoys with either left or right arrows on them that show the direction you must take. Passing 7 gates on the correct side consecutively will grant you another Turbo.



- Jump Ramp

Go up a Jump Ramp to jump great heights and distances. You will not be disqualified if you do not take a Jump Ramp.



Doing Stunts

For advanced players for whom simple racing just isn't enough, we recommend doing stunts.

Jumps are especially good chances to pull off awesome tricks. Succeeding at difficult tricks will also net you prize money.

• Daredevil • • • • • Left Stick ↓ + (X) Button •

Face backwards while standing on the watercraft.



▲ Be careful not to crash

• Backflip • • • • • while on Jump Ramp Left Stick ↓ •

Flip the watercraft end over end.



▲ Failing to land properly will lose you time

There are many other tricks you can perform using the (X) button and the Left Stick in combination. Become the talk of the beach with your amazing riding skills!

For those for whom renting just isn't enough
Here's your chance to own your own machine!

**A balanced ride
perfect for beginners**

Speed	▲▲▲▲▲▲▲▲▲▲
Handling	▲▲▲▲▲▲▲▲▲▲
Acceleration	▲▲▲▲▲▲▲▲▲▲
Turbo	1

£ 500,000



Dolphin

**Famed for its
cornering prowess**

Speed	▲▲▲▲▲▲▲▲▲▲
Handling	▲▲▲▲▲▲▲▲▲▲
Acceleration	▲▲▲▲▲▲▲▲▲▲
Turbo	1

£ 500,000



Stingray

**Recommended for intermediate
to experienced riders**


Speed	▲▲▲▲▲▲▲▲▲▲
Handling	▲▲▲▲▲▲▲▲▲▲
Acceleration	▲▲▲▲▲▲▲▲▲▲
Turbo	2

£ 2,000,000



Barracuda

*Prices are subject to change without notice.



Here at the New Zack Island Sports Shop, we carry an assortment of watercraft for the Marine Race as listed above, and we also have a wide variety of other sporting goods such as swimsuits and activity tickets. Please feel free to stop by and check out our great selection.

We are also profiled on page 35 of this magazine!

Sports Shop 123 Niki Street Hours of Operation: Sunrise to Sunset

Beach Volleyball

Fierce battles under a perfectly blue sky!
If you want to enjoy your vacation with friends then Beach Volleyball is for you. New Zack Island is home to no less than 4 courts that are constantly holding matches, so you'll never be at a loss for opponents.

Controls

Beach Volleyball basically involves using the **A** button to attack and send the ball to your opponents' court and **B** button to pass or set the ball to your partner.

Once you learn these controls, you'll be well on your way to enjoying a match.



▲ Good teamwork is essential



Left Stick
Move Character,
Choose ball course

D-Pad
Move Character,
Choose ball course

* Please set vibration settings in "Personal Settings" under the Xbox Guide. Please see your Xbox 360 manual for more information.

B Button
Receive Button
(Receive, Toss)

Attack Button
(Serve, Spike, Block)

Right Stick
Tell partner where to move

Beach Volleyball Screen



Score
Displays each team's points.

Beach Volleyball Rules

Beach Volleyball on New Zack Island is usually held under the following rules.

- Winner is determined by rally points regardless of who serves.
- The first team to gain 7 points wins. Deuces are allowed, but should the score become 9-9 the first team to score the 10th point wins.
- Sidelines and endlines will usually not be used.

Controls in Game

- Serve
- A button

First use the D-Pad to decide on your serving position. Use **A** button to toss the ball, then press **A** button again when the ball comes down to serve. At this time you can use the D-Pad to choose where you will aim the ball in your opponents' court.



▲ The basic serve



▲ Use this when you want to be sure to serve successfully



▲ Aim for a perfect power serve!

Normal Serve

A regular serve whose timing is easy to grasp. Press **A** button without using the D-Pad.

A serve well suited for beginners. It lacks power, but it always succeeds in getting over the net. Hold Left on the D-Pad (when facing right) and toss with **A** button.

Jump Serve

A serve with difficult timing but power to spare. Hold Right on the D-Pad (when facing right) and toss with **(A)** button.

- Pass



▲ You can jump far to catch even far-reaching shots

Press and hold down **B** button when your opponent serves. You can also use this if you match their timing when they spike.

Set




▲ Use different types of sets to have fun at your opponent's expense

You can press **B** button when your partner receives the ball to set up an attack for them. To do a quick set, head towards your partner and tap **B** button. To perform a long-range set to the net, press and hold down **B** button. At this time you can use Up and Down on the D-Pad to designate the direction of your set. To return the ball directly to your opponent's court, just press **A** button.



Set Attack

 **Set Attack**

A set attack involves going directly for the spike on the second hit after the ball crosses the net. This can be very effective if your opponent is not expecting it. To have your partner perform a set attack, press **B** button for only a short time when she receives the ball. Pressing Up, Down, or back (away from the net) at this time will let you designate the direction of the set. If you want to use a set attack yourself just press **B** button for a short time when your partner receives the ball.

● Spike ● ● ● ● ● ● ● ● ● ● ● ● ● A button ●



▲ Nailing a powerful spike feels great

Use the D-Pad to choose the direction to spike the ball and press **A** button with good timing to spike it. If you want to avoid being blocked, press **B** button instead for a tip-over across the net. Use both of these techniques depending on the situation.

Quick Spike A Quick Spike sends a sharp spike into your opponents.

court soon after a set and will let you attack before your opponent can get into position.

To perform one, press and release Right and **B** button when receiving the ball. To have your partner perform a Quick Spike, press and release Right and **B** button quickly in time with your partner's pass.

- Block
- button



▲ You will need to watch out for tip-overs

Press **A** button at the net in time with your opponent's spike to block it. If your opponent's spike is too powerful, it will sometimes knock you away, but if you block together with your partner you will have no problems whatsoever.

- Formation ● ● ● ● ● ● ● ● Right Stick ●

You can use the Right Stick to designate a position to your partner.

Normal Formation **Press in the Right Stick**

Your partner will block or receive appropriately depending on her position.

Blocking Formation Move the Right Stick towards the net

Your partner will try to block incoming spikes.

Passing Formation

Your partner will try to pass the ball to you from the back of the court.

CHECK! Compliments from Your Partner

If you play well your partner will praise you, which will allow you to get bonuses in the *Travel to New Zack Island* mode. However, your partner will only praise you if you have a good relationship with her.

Water Slide

A thrilling speed ride

Ride an inner tube down a roller coaster-like water slide. With a 750 meter course that's 70 meters tall this course will thrill you from top to bottom.

DATA

Area: Brilliant Jungle

Hours: From sunrise to sunset

Fee: £300,000 (One-time Activity Ticket purchase)



▲ Be careful not to fall off at the curves

Controls

Left Stick ⬆

Accelerate

Left Stick ⬆➡

Cornering

Left Stick ⬇

Decelerate

28

Tug-of-War

Strategy is key

You and an opponent pull two ends of a rope on top of floats and try to drop the other into the pool. If you lose your balance, press **A** button rapidly to regain it.

DATA

Area: Pool

Hours: From sunrise to sunset

Fee: £300,000 (One-time Activity Ticket purchase)



▲ Could feints be the key to victory?

Controls

Left Stick ⬆

Pull Rope

Left Stick ⬆

Feint

A Button

Press rapidly to recover balance

Right Stick

Change Camera Angle

CHECK!

Ticket Info

The ticket that are required to enjoy some of the island's activities are sold at the Sports Shop (P.35). Tickets for the Water Slide, Tug-of-War, Butt Battle and Beach Flags can all be purchased for £300,000 each.

* Prices are subject to change without notice.

Butt Battle

DATA

Area: Pool

Hours: From sunrise to sunset

Fee: £300,000 (One-time Activity Ticket purchase)



▲ Keep things exciting for your audience

Splash if you crash!

A game where you and an opponent stand back to back on top of a float and try to knock each other into the pool with your rear ends.

The player who knocks their opponent in the pool first three times is the winner.

Controls

Left Stick ⬆

Attack

Left Stick ⬆➡

Strong Attack

Left Stick ⬆

Dodge

Left Stick ⬆/➡

Side Step

Right Stick

Change Camera Angle

29

CHECK!

A quick break

Press START Button if you feel like taking a break during an activity. If you choose "How to play" from the menu you can double-check the controls at any time. If you feel like stopping, just choose "Give Up".



▲ Maybe you'll find some new techniques?

Pool Hopping

Take your time and aim for the goal. Jump across the floats to make your way to the other side of the pool. Tap the button when the floats are close together and hold it down when they're far apart. If you use the same color button as the float you're stepping on to cross, you will receive some bonus money after you reach the goal.

DATA

Area: Pool
Hours: From sunrise to sunset
Fee: Free



▲ You can race against another girl



▲ It's nice to be able to play even without an Activity Ticket

Controls

A B X Y Button

Tap for a small jump. Hold for a long Jump.

Right Stick

Change Camera Angle

Beach Flags

Experience the life of a lifeguard

Start by lying face down in the sand, then run across the Beach for 20 meters to try and grab the flag before your Opponent.

If you press A button before the signal, you will forfeit the match, so be careful.

DATA

Area: Niki Beach, Tranquil Beach, Bass Island
Hours: From sunrise to sunset
Fee: £ 300,000 (One-time Activity Ticket purchase)



▲ Be careful not to jump the gun



▲ It's harder than you think to run on top of sand

Controls

A Button

Run. Tap quickly to run faster.

B Button

Dive for Flag

Right Stick

Change Camera Angle

CHECK!

Go for the prize!

Only New Zack Island rewards you for enjoying its activities with prize money. Naturally, the better your scores are the bigger your prize will be.

Showing you all the hot spots on New Zack Island!

Introduction to Island Areas

Clear blue skies, endless white beaches...

The splendor of New Zack Island's nature is truly paradise on earth.

Niki Beach

A beautiful beach named after Zack's girlfriend that exemplifies the beauty of the island. Located on the south side of the island.




▲ Palm trees exude tropical atmosphere

DATA

Area: MAP P.14 / B-3 2

Hours: From sunrise to sunset

Activities: Beach Volleyball, Beach Flags



DATA

Area: MAP P.14 / C-1 3

Hours: From sunrise to sunset


Activities: Beach Volleyball, Beach Flags



▲ A beautiful emerald green sea

Tranquil Beach

A private beach tucked away in the north side of New Zack Island. Few people come here, making it a perfect place to enjoy a quiet vacation.



Brilliant Jungle

DATA

Area: MAP P.14 / B-2 4

Hours: From sunrise to sunset

Activities: Beach Volleyball, Water Slide



▲ Experience pure and untouched nature

A jungle found in the middle of the island. Recommended for those who wish to avoid the hot rays on the beaches and not worry about tanning or burning. Everyone who comes here should challenge the famous giant waterslide at least once.

DATA

Area: MAP P.14 / B-3 5

Hours: From sunrise to sunset

Activities: Beach Volleyball, Beach Flags



▲ Bass Island is also popular for its diving

Bass Island

A tiny island found to the southwest of New Zack Island, it is buried under the sea whenever the tide comes in.

Those who wish to take part in activities on Bass Island should come during the afternoon.



Niki Marina

DATA

Area: 450 Niki Beach Road

Hours: From sunrise to sunset

Activities: Marina Race



▲ Free for anyone to use

DATA

Area: 30 Zack Avenue
Hours: From sunrise to sunset
Activities: Tug-of-War, Butt Battle, Pool Hopping



Pool

A spacious pool makes for the perfect place to enjoy activities such as Tug-of-War, Butt Battles and Pool Hopping.

◀ The pool is overflowing with activities

Poolside

After playing to your fullest in the pool, why not relax and take a nap under a poolside parasol? The poolside offers the following menu.

Leave Pool

Go back to the area selection screen.

Relaxing and hanging out is part of the fun ▶

34



▲ The frequency on your radio dial is 73.9MHz.

Radio Station

The only FM radio station on New Zack Island. A pop and reggae focused tune selection keeps the mood light and fun. Accepts listener requests with a smile.

Try making a request!

You can choose to listen to songs that have been saved to your Xbox 360. Just choose the songs you wish to hear from your playlist in "Select Channel".

New Zack Island is heaven for shoppers too!

Shopping

Shopping is also an irreplaceable part of the New Zack Island experience. New items come in often, so be sure to come back every day.



Sports Shop

DATA

Spot: 123 Niki Street
Hours: From sunrise to sunset
Sells: Swimsuits, watercraft, activity tickets, etc



▲ This shop is home to lots of colorful suits.



◀ A cute bikini with lots of artfully arranged hearts.
£ 270,000



▶ A fashionable one-piece that shares the same color as the blue sky.
£ 180,000



▲ Animal prints are popular with discriminating shoppers.
£ 220,000

▶ A sporty bikini made out of denim.
£ 265,000

* Prices are subject to change without notice.

35

Accessory Shop

Cute and popular accessories

A shop that sells every kind of accessory you can think of.

Hats and sunglasses are essential for warding off the strong rays that bathe New Zack Island.

DATA

Spot: 3 Zack Avenue
Hours: From sunrise to sunset
Sells: All kinds of apparel, accessories, etc



▲ Accessory shop with cute appearance



◀ The very newest in hats for this year. It's light blue color makes a statement. $\text{Z} 5,000$



◀ A digital watch with a unique futuristic design. $\text{Z} 20,000$



▲ Sunglasses that are essential when playing Beach Volleyball or competing in Marine Races. $\text{Z} 15,000$

▶ Sneakers adorned with cute little hearts. $\text{Z} 25,000$



* Prices are subject to change without notice.

How to shop



▲ There are 10 kinds of wrapping paper

Use $\uparrow\downarrow$ on the D-Pad to view the merchandise. If you find an item you like press Δ button to choose it. If you plan to give it to a friend we recommend taking advantage of the free gift-wrapping service.

Zack Of All Trades

Take a look at a variety of goods

A shop on a boat that has become a trademark of New Zack Island.

Home to lots of cute items that make perfect gifts for anyone.

And as an added Zack Of All Trades-only bonus, you can bring in items you already possess to have them gift-wrapped. Be warned that you will be charged for the wrapping service based on the value of the item.

DATA

Spot: Unspecified. Somewhere in the ocean west of the Island
Hours: From sunrise to sunset
Sells: All sorts of goods



▲ Sometimes closed during bad weather

▶ A cute watering can with a retro design. $\text{Z} 4,000$



▶ A sketchbook and colored pencils set. Why not try putting down memories of your trip on paper? $\text{Z} 5,000$



▶ A laptop computer loaded with the latest gadgets. $\text{Z} 30,000$



◀ Chocolate is the undeniable souvenir favorite for those who visit New Zack Island. $\text{Z} 600$



* Prices are subject to change without notice.

Possession Icon



A possession icon will be displayed next to items that you have already bought or received as gifts.

Look for it when buying new items to ensure you don't waste your hard earned Z .



▲ Check for already owned items instantly

The lap of luxury

Hotels

New Zack Island is home to several unique hotels. Why not try picking the hotel that best matches your current mood?



1 Refined rooms with a basic white decor

2 Let the day's tiredness drain away in a comfortable, spacious bed

3 Enjoy the world's finest teas in a relaxed laid-back environment

4 Top-notch room service

5 A large mirror that's sure to make any woman happy

DATA

Spot: 25 Zack Avenue

Hours: After sunset Facilities: Casino, pool

Gemstone Suite

A gorgeous first-class hotel

A high-class resort that boasts the largest rooms on New Zack Island. Tasteful room decorations and furniture make this hotel the perfect place for someone to spend an elegant vacation.



Seabreeze Cottage

A terrace with a must-see view

An adorable water-top cottage found in the eastern part of New Zack Island. Part of the floor is made out of glass so you can see the fish swimming in the ocean.



1 The warmth and relaxation of wooden decor

2 A wide open terrace lets you dive straight into the ocean

3 A canopy-equipped bed gives off a south Asian feel

DATA

Spot: 79 Gold Street

Hours: After sunset Facilities: Casino, pool



1 Ceiling fans bring you a south Asian wind

2 An aquarium in every room

3 A blue interior scheme is the base for every room's design



Moonlight Reef

The best-designed rooms on the island

A hotel on Bass Island with all its rooms overlooking the ocean. Popular among female visitors for its adorable rooms.



Things to do at the Hotels

If you thought the only thing to do when you got to your hotel was sleep, you'd be sadly mistaken! New Zack Island Hotels have a

variety of facilities and services designed to make your stay better, so be sure to use them!

Go to the Casino

Enjoy four types of games: Poker, Blackjack, Roulette and Slot Machines.

➔ P.41 Casino



▲ The bright lights of the casino.

Give Someone a present

Perfect for the busy traveler! This convenient service will even deliver to other hotels. Make good use of it.

View your collection

Be sure to put items you can no longer carry around in your collection. You can take items back out from your collection whenever you wish.



▲ You can hold 1 item of each type

View Your Photo Album

You can see the pictures taken during your vacation at any time by choosing "View Your Photo Album". Don't forget to organize your precious memories of the trip.

➔ P.48 Precious Memories

Go to Bed / Sleep In Tomorrow

You can't enjoy your vacation if you're lacking in sleep. Be sure to get a good night's sleep in preparation for tomorrow's busy day. It may not even be a bad idea to sleep in once in a while too...

Beginners welcome! In-depth strategy for all 4 games!

C a s i n o

The casino is the place to go for late-night entertainment at New Zack Island. You can't leave without coming here at least once.

Here we will explain how to enjoy the casino staples of poker, blackjack, roulette and slot machines.


Roulette

A game that involves predicting and betting on where a metal ball will end up when thrown onto a roulette wheel.

In addition to trying to guess the exact spot the ball will land on, you can choose to bet on odd or even numbers, black or red, each affecting your share of the winnings.



1



2

- 1 Roulette: the staple of the casino
- 2 Enjoy playing with the other girls

Slot Machine

A game where you insert a coin, pull a lever, and try to line up symbols for big winnings.

You can choose from one of 9 different machines, each with its own odds and rules. Be sure to find one that suits you.



1



2

- 1 All you have to do is pull a lever; a perfect game for beginners
- 2 All of the machines have great lights and sound

Blackjack



▲ It's best to stand with anything over 17

The dealer and the player both draw cards and whoever's hand total is closest to 21 is the winner. However, anything past 22 is an automatic loss, so be careful. Jacks, Queens and Kings are all counted as 10, and Aces can be counted as either 1 or 11. All other cards have the same value as their numbers.

Beginner's Glossary

Hit	Draw a single card.
Stand	Challenge the dealer with your current hand without drawing a new card.
Double down	Double the bet on the condition that one more card be drawn first.
Surrender	Give up half your bet and forfeit the game.
Split	Split your hand into two separate hands if 2 of your cards have the same number. You will need to bet separately.
Insurance	Use half your bet for insurance if the dealer's upcard is an Ace.
Even money	Receive double your bet if you have Blackjack (an Ace plus any face card) and the dealer has an Ace for his upcard.



Poker

A game where players draw 5 cards and the one with the strongest combination wins the hand. Uses all 52 cards with no jokers.



▲ Is a good poker face essential?

Beginner's Glossary

Ante
An initial bet that must be paid to play the game.

Call
Bet the same amount as the players before you and continue the game.

Raise
Bet more chips than the players before you and continue the game.

The different hands explained

In descending order from weakest to strongest

One pair A pair of two cards with the same value.



Two pair Two pairs of cards with the same value.



Three of a kind Three cards with the same value.



Straight All 5 cards are in numerical sequence. (However, you cannot use the Ace or King cards in a Straight except in a 10-J-Q-K-A combination)



Flush A hand where all the cards are the same suit.



Full house Three cards with the same value plus two cards of another value.



Four of a kind 4 out of 5 cards are all the same value.



Straight flush 5 cards of the same suit in numerical sequence. (However, you cannot use the Ace or King cards in a Straight except in a 10-J-Q-K-A combination)



Royal straight flush A straight flush made up of a 10, Jack, Queen, King and Ace.



Xbox Live®

Xbox Live

Play anyone and everyone, anytime, anywhere on Xbox Live. Build your profile (your gamer card). Chat with your friends. Download content at Xbox Live Marketplace. Send and receive voice and video messages. Get connected and join the revolution.

Connecting

Before you can use Xbox Live, connect your Xbox console to a high-speed Internet connection and sign up to become an Xbox Live member. For more information about connecting, and to determine whether Xbox Live is available in your region, go to www.xbox.com/live.

FAMILY SETTINGS

These easy and flexible tools enable parents and caregivers to decide which games young game players can access based on the content rating. For more information, go to www.xbox.com/familysettings.

Connect to Xbox Live to compete with players around the world in Beach Volleyball and Marine Races.

* You will need an Xbox Live Gold Membership to compete with other players.

Main Menu

Player Match

Search for an opponent using their Gamer Profiles.

Ranked Match

Search for an opponent using Skill and Ranking.

World Ranking

View rankings determined by points won in online matches.

Online Game Modes

Choose to compete in either Marine Race or Beach Volleyball and then create or join a session.

Marine Race can have 2-4 players compete, and Beach Volleyball can have 2 players compete.

Avatar

The character that represents you online.

Customize various aspects of the character to make your own personalized Avatar.



Lobby

While in a session other players' Avatars will come to join you. You can use either Voice Chat or Text Chat while in a Lobby. Press **X** button to call up a virtual keyboard. You can also use a normal USB keyboard.



USB Keyboard Controls

Enter	Send	Delete	Delete
Esc	Delete input	Caps Lock	Switch between
Space	Space		CAPS and no caps
[←][→]	Move cursor	F4	Change expressions
Backspace	Backspace	F5	Change text size

46

Love

Love represents a player's skill. Love is raised by winning Ranked Matches. You can view other players' Love in the Lobby during a session.

Online Manners

Session Names

Please be considerate as to not create session names that may make other players feel uncomfortable. Also, be sure not to use names which may reveal your real name, address, phone number or credit card information.

Voice Chat

Please refrain from shouting or verbally abusing your opponents. If you come across a player who is doing this please mute them under "Players" in the Xbox Guide.

Disconnecting

Disconnecting or pulling out the Xbox 360™ power cord while playing online or in a Lobby creates problems for other players, so please refrain from doing so. Players that disconnect during an online match will be penalized with penalty points.

47

Precious Memories

View pictures taken in the *Travel to New Zack Island* mode.

Thumbnails

The pictures you take will be automatically sorted by character. Press **Y** button to add a checkmark to a picture and **X** button to delete all the pictures you have checkmarked.



Pause Menu

48

This menu will open should you press START while on the thumbnail screen.

Choosing a storage device

You can choose whether to save pictures on an Xbox 360 Hard Drive or an Xbox 360 Memory Unit.

Choosing an Album

Use this to choose the Album you wish to view.

Enlarged View

When viewing enlarged pictures use the Left Trigger to view the previous picture and the Right Trigger to view the next one.



Advice from Zack

Get the ball well in hand before spiking!

Don't get flustered when your partner sets you up. Get the ball in close before you spike. Do it right, and your opponent will be seeing stars!



Transform...into cuter swimsuits!

If you give a girl a swimsuit she really likes, she'll sometimes change into it on the spot! Woohoo!

If that happens she'll start wearing the swimsuit often.

Furthermore! The same thing supposedly happens if you change into the same suit that your partner is wearing.



49

Music Credits

"Summer Breezin'"

Written by Diana King, Arnold Michel Roman and Andrew Michael Saldenberg
Performed by Diana King
Courtesy of Maverick Recording Company
By arrangement with Warner Music Group Video Game Licensing
© 2002 Maverick Recording Company
© 2002 W & R Group published by Kobalt Music Publishing Limited, Dekopa Music Ltd. (BMI), Universal Music Corp. on behalf of itself and World of Andy Music (ASCAP)

"How Crazy Are You?"

Written by Douglas Carr and J.J. Taneli
Performed by Meja
Courtesy of Columbia Records and Sony BMG Music Entertainment (Sweden) AB
By arrangement with Sony BMG Music Entertainment
Published by Zomba Enterprises Inc. (ASCAP)/LaCar Music AB (STIM)/Car Music (STIM)

"Double Lovin'"

Written by Mickey Buckins and George Jackson
Performed by Baha Men featuring Reiss
Courtesy of The Island Def Jam Music Group under license from Universal Music Enterprises
© 1998 The Island Def Jam Music Group
© 1969 Screen-Gems - EMI Music Inc. (BMI)

"Sweet Sixteen"

Written by Haydie Duff and Toran Caudell
Performed by Hilary Duff
Courtesy of Hollywood Records, Inc.
Published by Lost Armor LLC (BMI), Little Moon Music (ASCAP)

"Quiero Que Me Quieras"

Written by Jose Antonio Rodriguez and Manuel Tojeda
Performed by Olga Tanon
Courtesy of WEA International Inc.
By arrangement with Warner Music Group Video Game Licensing
© 2001 WEA International Inc.
Published by Sony/ATV Discos Music Publishing LLC (ASCAP)

"Like That Girl"

Written by Tobias Gad, Ron Riley, Daryl Edward Brickerson, Gabrielle Travis and Kiana Allison
Performed by Fatty Koo
Courtesy of Columbia Records/Sony Urban Music
By arrangement with Sony BMG Music Entertainment
© 2005 Sony BMG Music Entertainment
Published by Cherry Lane Music Publishing Co., Inc. (ASCAP), Liedels Music (ASCAP), Gad Songs LLC (ASCAP), Cherry River Music Co. (BMI), Dastice Music (BMI)
Worldwide rights admin. by Cherry Lane Music Publishing Co., Inc. (ASCAP) and Cherry River Music Co. (BMI)

"Hotlla"

Written by Shaunna Bolton, Leroy Ryan, Rick Carey, Jasme Kelly and Kendal Stubbs
Performed by Baha Men
Courtesy of Virgin Records America, Inc.
Under license from EMI Film & Television Music
© 2004 EMI April Music Inc., Shaunna's Songs, Crosstown Songs UK Ltd. (BMI), Seymour Street Music (BMI), Jasme Kelly publishing designee
All rights for Shaunna's Songs controlled and admin. by EMI April Music Inc. (ASCAP)

"Is This Love"

Written and performed by Bob Marley
Courtesy of The Island Def Jam Music Group under license from Universal Music Enterprises
© 1978 The Island Def Jam Music Group
Published by Odnil Music Ltd. (ASCAP)/Fifty Six Hope Road (ASCAP)

"Lovin' You"

Written by Minnie Riperton and Richard Rudolph
Performed by Janet Kay
Courtesy of Sanctuary Records Group
© 1972 (Renewed) Embassy Music Corporation (BMI) and Dickiebird Music & Publishing Co. (BMI)

"Brazilian Sugar"

Written and performed by George Duke
Courtesy of Epic Records
By arrangement with Sony BMG Music Entertainment
© 1979 Sony BMG Music Entertainment
Published by Myconae Music Publishing Co. (ASCAP)

"Dreamin'"

Written by Joseph Belmaati, Mich. Hedin Hansen and Tamara Savage
Performed by Sweet Female Attitude
Courtesy of Warner Music Germany
By arrangement with Warner Music Group Video Game Licensing
© 2001 Milk Records
© 1998 Cutfather and Joe Music Ltd. (PRS), Warner-Tamara Publishing Corp. (BMI), EMI April Music Inc., Marshai Publishing
All rights o/b/o Cutfather and Joe Music Ltd admin. by Warner Tamara Publishing Corp.
All rights for Marshai Publishing controlled and admin. by EMI April Music Inc. (ASCAP)

"Flowers (Cutfather & Joe Mix)"

Written by Michael Powell and Martin Leslie Green
Performed by Sweet Female Attitude
Courtesy of Warner Music Germany
By arrangement with Warner Music Group Video Game Licensing
© 2000 Milk Records
© Reverb Music Ltd. admin. by Songs of Universal, Inc. (BMI)

"Nothing To Lose"

Written by Michael Powell and Martin Leslie Green
Performed by Sweet Female Attitude
Courtesy of Warner Music Germany
By arrangement with Warner Music Group Video Game Licensing
© 2001 Milk Records
© Reverb Music Ltd. admin. by Songs of Universal, Inc. (BMI)

"Reggae Dancer"

Written by Calton Coffie, Bernard Harvey, Ian Lewis and Roger Lewis
Performed by Inner Circle
© Circle Sounds International, Inc.
© 2006 Rock Pop Music, Inc.

"Another Love Story"

Written by Damon Sharpe, Michelle Escoffery and Tim Woodcock
Performed by Play
Courtesy of Columbia Records
By arrangement with Sony BMG Music Entertainment
© 2004 Sony BMG Music Entertainment
© W & R Group, Kobalt Music Publishing Limited, Universal PolyGram Int. Publ., Inc. o/b/o Steelworks Songs Ltd. (ASCAP), Big Life Music Ltd.

"Sweet Sensual Love"

Written by Joaquin McWhinney
Performed by Big Mountain
Courtesy of Warner Bros. Records Inc.
By arrangement with Warner Music Group Video Game Licensing
© 1994 Giant Records
© 1994 Euro Ted Publishing, RMI Songs
All rights controlled and admin. by EMI Blackwood Music Inc. (BMI).

"The Kids Don't Like It"

Written by Aaron Barretto, Nathaniel Chase, Lorraine Cook, Anthony O'Brien, Sylvia Robinson and Michael Wright
Performed by Reel Big Fish
© Mojoland and Piss-Off Publishing admin. by Universal Music Corp. (ASCAP)

"If It Don't Fit"

Written by Lindsay Armaou, Martin Brannigan, Raymond Hedges, Edele Lynch, Keary Lynch and Sinead O'Carroll
Performed by B*Witched
Courtesy of Epic Records and Sony BMG Music Entertainment (UK) Ltd.
By arrangement with Sony BMG Music Entertainment
© Universal Music Publ., Ltd. admin. by Universal Songs of Polygram International, Inc. (BMI), BMG Songs, Inc. (ASCAP) o/b/o 19 Music Ltd./BMG Music Publishing Ltd. (PRS), Sugar Free Music Limited admin. by David Platz Music Inc. (BMI)

Used By Permission. All Rights Reserved.
International Copyright Secured

Music Clearance: Sessing Music Services

Staff Credits

Executive Producer and Director
Tomonobu Itagaki

Producer and Director
Katsunori Ehara

Engineering Lead
Manabu Kiguchi

Lead Designer
Masato Onishi

Lead Environment Artist
Ken-Ichiro Nakajo

Lead Character Artist
Yasushi Nakakura

Lead Animators
Chitose Sasaki Kazuki Motosa

Audio Director
Takafumi Imanori

Pre-Rendered Cinematics Lead
Yutaka Saito

Game Design
Shinobu Sugiyama Motohiro Shiga
Andrew Szymanski Yohei Shimbori
Tatsuki Tsunoda

Engineering
Yasushi Maeda Takeshi Sawatari
Takuro Sasaki Masaki Fujita
Takashi Watanabe Takashi Inamoto
Tomonobu Kinugasa Nobuhiro Oda
Tomotaka Ikawa Nobuyuki Nakamura
Yuuki Satake Takanori Goshima
Shuhei Sato Takahiro Suzuki
Koutaro Hosogaya Kazuhiro Kosuge

Cloth and Hair Physics
Hiroaki Ozawa Tsuyoshi Fujita
Masanao Kimura Tomoaki Inoue
Shinpei Minato

Environment Artists
Masafumi Kubo Junko Ohama
Asuka Yamamoto Takuya Jinda
Toru Saitou Kouichi Yabata

Character Artists
Hideyuki Katoh Muneaki Kubota
Kai Shibusawa Hideaki Takahashi
Ichiko Kawamura Yuichi Hasegawa
Yuriko Takada Yuki Nakajima

Item Artists
Yoshiki Horiuchi Yoshinori Kobayashi
Tomoyuki Harakawa Masahiro Nose
Nozomu Sugiyama Kensaku Tabuchi
Kaori Nakashima

Animators
Akira Izumi Takuji Otsuka
Ikuro Harigai Takayuki Shimada
Motoi Tanahashi Katsuhiro Yamauchi
Koichi Tawara Hiroyuki Hara
Ayako Yamasaki Ayumu Fujita
Toshiaki Kondo Rena Ohki
Yu Tamura

Cinematic Design
Takafumi Imanaga Fumihiko Yasuda
Hiroya Usuda

Graphics and Effects Artist
Yuko Miyamoto

Music Composition and Sound Effects
Takumi Saito

Title Logo and Package Design
Tom Lee

Packaging and Manual
Keiko Sugimoto

Testing Lead
Yoshifuru Okamoto

Testers
Noboru Matsumoto Kohey Harito
Kousuke Wakamatsu Sho Washio
Naoya Okamoto Kouichi Yabata
Makoto Hosoi

English Voiceover Cast
Kasumi Kari Wahlgren
Hitomi Hynden Walch
Ayane Janna Levenstein
Tina Kate Higgins
Leifang Zinnia Su
Helena Karen Strassman
Christie April Stewart
Lisa Masasa Moyo
Kokoro Kathryn Feller
Zack Khary Payton
Niki Kari Wahlgren

Motion Capture Performers

stardas 21
Yumiko Okuda Haruka Shibai
Rumi Yamada Reina Kaihara
Ayako Sakakibara Hiroko Satou

SET
Marina Kamata Maika Yamaguti
Aya Natsuki
Yoko Tabata

Pre-Rendered Cinematics

Director and Screenplay
Ryuzi Kitaura

CG Production
TAIYO KIKAKU co., Ltd.
Polygon Pictures Inc.
Snowman Digital Art

Technical Assistance
Microsoft Xbox G.T.G.
CRI Middleware Co., Ltd.
SARUGAKUCHO Inc.
Dynamo Pictures, Inc.

Sales and Promotion
Satoshi Kanno

Co-Producer
Satoshi Kanematsu
John Inada

Executive Producer
Jam Ojisan

Produced by ©TECMO, LTD. Team NINJA 2006

90-DAY LIMITED WARRANTY:

Tecmo, Inc. ("Tecmo") warrants to the original consumer that this Tecmo Game Disc shall be free from defect in material and workmanship for a period of 90 days from date of purchase. If a defect covered by this warranty occurs during this 90-day warranty period, Tecmo will repair or replace the disc, at its option, free of charge.

To receive this warranty service:

1. DO NOT return your defective disc to the retailer.

2. Notify Tecmo of the problem requiring warranty service by calling (310)944-5005. Our office is in operation from 9:00 a.m. to 4:00 p.m. Pacific Time, Monday through Friday.

3. If the Tecmo service technician is unable to solve the problem by phone, he will provide you with a Return Authorization number. Simply record this number on the outside packaging of your defective disc, and return your disc freight prepaid, at your risk of damage, together with your sales slip or similar proof-of-purchase within this 90-day warranty period to:

Tecmo, Inc. PMB#5553
21213-B Hawthorne Blvd.
Torrance, CA 90503

This warranty shall not apply if the disc has been damaged by negligence, accident, unreasonable use, modification, tampering, or by other causes unrelated to defective materials or workmanship.

REPAIRS AFTER EXPIRATION OF WARRANTY:

If the disc develops problems after this 90-day warranty period, you may contact the Tecmo Consumer Division at the phone number noted above. If the Tecmo Service technician is unable to solve the problem by phone, he may provide you with a return Authorization number. You may then record this number on the outside packaging of the defective disc and return the defective disc freight prepaid to Tecmo, enclosing a check or money order for \$10.00 payable to Tecmo, Inc. Tecmo will, at its option, subject to the conditions above, repair the disc or replace it with a new or require disc. If replacement discs are not available, the defective disc will be returned and the \$10.00 payment refunded.

WARRANTY LIMITATION:

ANY APPLICABLE IMPLIED WARRANTIES, INCLUDING WARRANTIES OF MERCHANTABILITY AND FITNESS FOR A PARTICULAR PURPOSE, ARE HEREBY LIMITED TO NINETY DAYS FROM THE DATE OF PURCHASE AND ARE SUBJECT TO THE CONDITIONS SET FORTH HEREIN. IN NO EVENTS SHALL TECMO BE LIABLE FOR CONSEQUENTIAL OR INCIDENTAL DAMAGES RESULTING FROM THE BREACH OF ANY EXPRESS OR IMPLIED WARRANTIES. The provision of this warranty are valid in the United States only. Some states do not allow limitations on how long an implied warranty lasts or exclusion of consequential or incidental damages, so the above limitations and exclusion may not apply to you. This warranty gives you specific legal rights, and you may also have other rights which vary from state to state.

TECHNICAL SUPPORT: (310)944-5005

Our office is in operation from 9:00 a.m. to 4:00 p.m. Pacific Time, Monday through Friday.

Microsoft, Xbox, Xbox 360, Xbox Live, the Xbox logos, and the Xbox Live logo are either registered trademarks or trademarks of Microsoft Corporation in the U.S. and/or in other countries.

www.tecmoinc.com

DEAD OR ALIVE



10TH ANNIVERSARY



TECMO