

XBOX 360

LIVE

SEGA SUPERSTARS tennis



SEGA®

⚠ WARNING Before playing this game, read the Xbox 360® Instruction Manual and any peripheral manuals for important safety and health information. Keep all manuals for future reference. For replacement manuals, see www.xbox.com/support or call Xbox Customer Support.

Important Health Warning About Playing Video Games

Photosensitive seizures

A very small percentage of people may experience a seizure when exposed to certain visual images, including flashing lights or patterns that may appear in video games. Even people who have no history of seizures or epilepsy may have an undiagnosed condition that can cause these "photosensitive epileptic seizures" while watching video games.

These seizures may have a variety of symptoms, including lightheadedness, altered vision, eye or face twitching, jerking or shaking of arms or legs, disorientation, confusion, or momentary loss of awareness. Seizures may also cause loss of consciousness or convulsions that can lead to injury from falling down or striking nearby objects.

Immediately stop playing and consult a doctor if you experience any of these symptoms. Parents should watch for or ask their children about the above symptoms—children and teenagers are more likely than adults to experience these seizures. The risk of photosensitive epileptic seizures may be reduced by taking the following precautions: Sit farther from the screen; use a smaller screen; play in a well-lit room; do not play when you are drowsy or fatigued.

If you or any of your relatives have a history of seizures or epilepsy, consult a doctor before playing.

Thank you for purchasing SEGA SUPERSTARSTM TENNIS. Please note that this software is designed only for use with the Xbox 360 Computer Game System. Be sure to read this instruction booklet thoroughly before you start playing.



CONTENTS

GETTING STARTED	2
CONTROLS	3
QUICK PLAY	11
SUPERSTARS STATE	6
STARTING THE GAME	7
SUPERSTARS	8
MATCH	10
TOURNAMENT	11
GAMES	12
CONNECT TO Xbox LIVE	13/15
OPTIONS	14
WARRANTY	16
CUSTOMER SUPPORT	16

GETTING STARTED

Setting Up Your Xbox 360 VIDEO GAME AND ENTERTAINMENT SYSTEM

1. Set up your Xbox 360 video game system according to the instructions in its Instruction Manual.
2. Press the Power button and the Ring of Light will light up.
3. Press the Eject button and the disc tray will open.
4. Place SEGA Superstars™ Tennis disc on the Disc tray with the label side facing up and close the disc tray.
5. Follow on-screen instructions and refer to this manual for more information about playing SEGA Superstars™ Tennis.

To avoid damage to discs or the disc drive

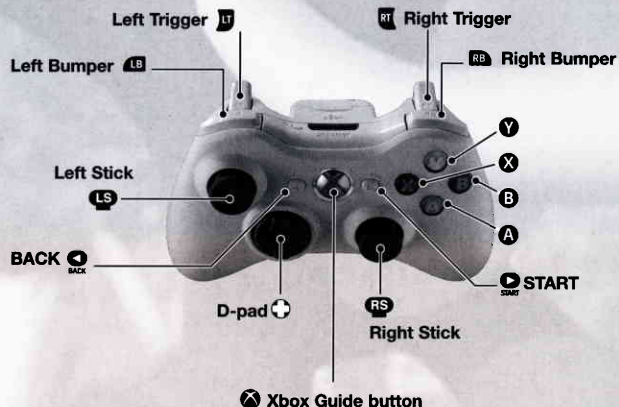
- Insert only Xbox 360-compatible discs into the disc drive.
- Never use oddly shaped discs, such as star-shaped or heart-shaped discs.
- Do not apply labels, stickers, or other foreign objects to discs.

Saving Data

To save game data, you must have either a Hard Drive or a Memory Unit for your Xbox 360 console.

Family Settings

These easy and flexible tools enable parents and caregivers to decide which games young game players can access based on the content rating. For more information, go to www.xbox.com/familysettings.



CONTROLS

The following controls are used in this game. Please note that all explanations assume A type configuration. Configuration can be changed via Options (p.18) and the Pause Menu.

	Menu Controls:	Game Controls:
Left Stick / Directional Pad	Highlight menu Item Change Option	Move Player / Aim / Aftertouch
A button	Select / Open Menu	Topspin
B button	Cancel / Exit menu	
X button	Not used	Slice
A to X buttons	Not used	Lob
X to A buttons	Not used	Dropshot
A / X buttons	Not used	Smash (Ball is above player)
LT / RT	Not used	Superstar State
START button	Open Main menu	

VIEWING THE GAME SCREEN



Player 1 Information

Name
Match Count
Player/COM
information

Serve Speed


Points



BASIC TECHNIQUES

SERVE:

To serve, toss the ball into the air by pressing the A button. Then simply press A again to serve! If you want to aim your shot, use the left stick.



SHOT STRENGTH:

The power with which the player hits a shot is determined by the player's position. To strike a more powerful shot, the player should prepare for the shot by moving into a good position on court ready to return it.



BALL DIRECTION:

When striking a ball, the player can control the direction of the shot using the left stick.



SMASH:

When a high ball is delivered the 'Smash Chance' marker will appear. Move quickly to it, and play a shot with the A or X button to deliver a smash.




DROP SHOT:

When the player hits a drop shot, the ball falls gently just over the net. This makes it a handy option for times when the opponent is at the back of the court. To perform a drop shot just press the X button, immediately followed by the A button.



SUPERSTAR STATE:



Every player has a Superstar meter in the form of a star beneath their feet, which is slowly filled whenever the player performs well. When this star is filled, the player can transform into their Superstar State! Superstar State is triggered by pressing the LT or RT. Every character has their own unique special Superstar State. While the player is in their state, they run faster, hit the ball harder, or even call down the power of the skies! Each character's powers are different, so try them all!



STARTING THE GAME:

Press the START button at the Title Screen to bring up the Main Menu, and use the left stick and the A button to select from the following modes:

SUPERSTARS

SUPERSTARS allows a single player to take on over 100 challenges, visiting some of SEGA's most recognized worlds, and meeting some familiar and well-loved names along the way. Challenges include tournaments, ballgames, special events and more, and allow the player to unlock additional content.

MATCH

A player designed match for between 1 and 4 players. The court and all game settings can be decided by the players.

TOURNAMENT

Play alone or with a friend in a sequence of matches against randomly selected computer opponents. Arcade Mode comprises 5 singles matches, or 3 doubles matches.

GAMES

A collection of 8 fun new games based around famous SEGA titles! Play singleplayer or up to four person multiplayer.

Xbox LIVE®

Compete against online rivals, play with friends or watch the best players in the world compete on court.

OPTIONS

Modify game options and view records.



SUPERSTARS:

SUPERSTARS allows a single player to compete in over 100 challenges including exhibition matches, tournaments and party games, to unlock additional characters, courts, games, music and other content.



SUPERSTARS

The player can navigate around the SUPERSTARS Map using the left stick. The map contains a number of game zones, each representing a famous SEGA title. Game zones are represented on the SUPERSTARS Map as logos. Pressing the A button will take the player into the chosen game zone, where they will be presented with further information and shown available challenges. Game zones that are presently locked will appear shown as silhouettes.

SUPERSTAR ZONES

Within each Sega Game Zone, the player is presented with information related to the original SEGA game title, and a list of challenges available within the zone. The player is also shown whether challenges will provide them with unlockable content, and the conditions they must achieve to gain that content.

The player can navigate the zone menu using the left stick and select a challenge by pressing the A button while the desired challenge is selected. The player can press the B button to return to the SUPERSTARS Map.

If the player has already attempted to complete a challenge, their previous rank will be displayed beside the challenge details. If a prize available for a challenge has already been unlocked, the prize will be displayed.

CHALLENGES

When taking on challenges within a Game Zone, the player will have the opportunity to play special exhibition matches, whole tournaments and a host of unique party games, each tailored to the particular game zone the player has entered. The player will be presented with any detailed gameplay instructions or objectives via on screen message before a challenge begins.

MATCH:

Match games may be organized for between 1 and 4 players, and can take place on any unlocked courts, and using any unlocked players. The player may also select from a range of other options including number of games, number of sets and more.



The player navigates between available characters on the character select screen, using the left stick. Pressing the A button will select the highlighted character and the B button will return the player to the previous screen.



Once all players have selected their character, the players appear beside the court, and can then place their characters in the desired position on court using the left stick to move and the A button to confirm their position. The player can return to the character select screen by pressing the B button.

After all players have selected their characters and positions, the player is given a selection of advanced options, including court, number of games, difficulty etc. The player navigates this list with the left stick. Once the options have been set to the players satisfaction, the A button will confirm the selection. Pressing the B button will return the player to the Position Select screen.

TOURNAMENT:

In Tournament mode, the player may play a sequence of Singles or Doubles matches, competing alone or with a friend against increasingly difficult COM opponents to finally claim the title of SEGA Superstars™ Champion!



GAMES:

Games Mode allows the player to play single player or with their friends in a series of games that can be unlocked within SUPERSTARS.



After selecting Single or Multiplayer, the player is taken to a screen displaying available games. The player may navigate this menu using the left stick and select their desired game by pressing the A button. The player can return to the main menu by pressing the B button.



On selecting a game, the player will be given any specific instructions or objectives relating to the particular game.

CONNECT TO Xbox LIVE:

Play anyone and everyone, anytime, anywhere on Xbox LIVE. Build your profile (your gamer card). Chat with your friends. Download content at Xbox LIVE Marketplace. Send and receive voice and video messages. Get connected and join the revolution.

Connecting

Before you can use Xbox LIVE, connect your Xbox 360 console to a high-speed Internet connection and sign up to become an Xbox LIVE member. For more information about connecting, and to determine whether Xbox LIVE is available in your region, go to www.xbox.com/live/countries.

Family Settings

These easy and flexible tools enable parents and caregivers to decide which games young game players can access based on the content rating. For more information, go to www.xbox.com/familysettings.

RANKED MATCH:

Play online against players around the world in ranked competitions.



PLAYER MATCH:

In Player Match, the player can create or join Xbox LIVE matches and tournaments, free from the pressures of a ranking system.



TV:

Watch footage of some of the worlds best SEGA Superstar™ Tennis players, or look back over your own replays, or those of your friends.



LEADERBOARDS:

The leaderboards display the TrueSkill™ rank of the worlds best players.



OPTIONS:

Make changes to a variety of game settings as detailed below. Use the left stick to select a category, and press the A button to open the settings. When settings are open, use the left stick to select an option, and the A button to make changes.

Press the B button to return to the Main Menu when finished.

Settings:

General

Game Difficulty

Set the difficulty for arcade and exhibition modes. Game difficulty ranges from easy to hard.

Superstar Mode

Toggle character special effects on or off.

Fix Camera

Toggle camera fixed on the player at bottom of the screen.

Speed

Toggle the ball speed display on the players HUD from KPH to MPH.

Controller

Controller Type

Change between the available control configurations.

Vibration

Toggle controller vibration on and off.



Audio

Music Volume

Control the volume of the in game music. Default 60%.

Sound Effects Volume

Control the volume of the in game sound effects. Default 80%.

Video

Brightness

Control the brightness of the game.

Save / Load

Autosave

Toggle autosave option on and off.

Save

Save the current game.

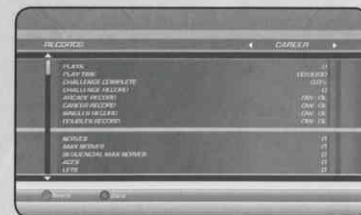
Autosave

Load a previously saved game.

Xbox LIVE:

RECORDS:

On the records screen, the player may view saved high scores and statistics relating to their previous gameplay.



ACHIEVEMENTS:

The achievement screen shows Xbox 360 achievements that are available within SEGA Superstar™ Tennis. The difficulty of the achievement is rated between A and AAA.

WARRANTY

WARRANTY: SEGA Europe Limited warrants to the original buyer of this Game (subject to the limitation set out below), that this Game will perform under normal use substantially as described in the accompanying manual for a period of ninety (90) days from the date of first purchase. This limited warranty gives you specific rights, and you may also have statutory or other rights under your local jurisdiction which remain unaffected.

WARRANTY LIMITATION: This warranty shall not apply if this Game is used in a business or commercial manner and/or if any defect or fault result from your (or someone acting under your control or authority) fault, negligence, accident, abuse, virus, misuse or modification of the Game after purchase.

WARRANTY CLAIM: If you discover a problem with this Game within the warranty period, you should return the Game together with a copy of the original sales receipt, packaging and accompanying documentation with an explanation of the difficulty you are experiencing either to the retailer from where you bought the game or call the technical support section (details set out in this manual) who will provide you with the relevant details for returns. The retailer or Sega will either repair or replace the Game at their option. Any replacement Game will be warranted for the remainder of the original warranty period or ninety (90) days from receipt of the replacement Game, whichever is longer. If for any reason the Game cannot be repaired or replaced, you will be entitled to receive an amount up to the price you paid for the Game. The foregoing (repair, replacement or the price you paid for the Game) is your exclusive remedy.

LIMITATION: TO THE FULLEST EXTENT ALLOWED BY LAW (BUT SPECIFICALLY NOT LIMITING ANY LIABILITY FOR FRAUD OR DEATH OR PERSONAL INJURY CAUSED BY SEGA'S NEGLIGENCE), NEITHER SEGA, ITS RETAILERS OR SUPPLIERS

SHALL BE LIABLE FOR ANY SPECIAL OR INCIDENTAL DAMAGE, DAMAGE TO PROPERTY, LOSS OF PROFITS, LOSS OF DATA OR COMPUTER OR CONSOLE FAILURE, ANTICIPATED SAVINGS, BUSINESS OPPORTUNITY OR GOODWILL WHETHER ARISING DIRECTLY OR INDIRECTLY FROM THE POSSESSION, USE OR MALFUNCTION OF THIS GAME EVEN IF IT HAS BEEN ADVISED OF THE POSSIBILITY OF SUCH LOSS.

Unless otherwise noted, the example companies, organisations, products, people and events depicted in the game are fictitious and no association with any real company, organisation, product, person or event is intended or should be inferred.

© SEGA. SEGA and the SEGA logo are either registered trademarks or trademarks of SEGA Corporation. All rights are reserved. Without limiting the rights under copyright, unauthorised copying, adaptation, rental, lending, distribution, extraction, re-sale, renting, broadcast, public performance or transmissions by any means of this Game or accompanying documentation of part thereof is prohibited except as otherwise permitted by SEGA.

"Samba De Janeiro"

Written by Gottfried Engels, Arito Moreira and Ramon Zenker
Performed by Bellini

Courtesy of Tiger Records

Published by Universal Music-MGB Songs obo Edition God's Heaven/Arabella Musikverlag GmbH, Good Morning Music (ASCAP), Upright Songs GmbH (GEMA)

"Al Compas Del Mambo"

Written by Perez Prado

© 1950 EMMI, admin. by Peer International Corp. (BMI)

"El Bimbo"

Written by C. Morgan

Sugar Melodi, Inc. (ASCAP)

© SEGA. SEGA, the SEGA logo, SEGA Superstars and SEGA Superstars Tennis are either registered trademarks or trademarks of SEGA Corporation. All rights reserved.

CUSTOMER SUPPORT


Please check <http://sega-en.custhelp.com>
for product support in your region.

Register online at www.sega-australia.com
for exclusive news, competitions, email updates and more.

Customer Support Number
1902 215 422

Calls cost \$2.48 (incl GST) per minute.
Higher from mobile/public phones.

ALSO OUT ON XBOX 360®



SEGA®

www.sega-australia.com

**SEGA®
PASS**

**REGISTER YOUR COPY OF SEGA
SUPERSTARS™ TENNIS TODAY!**

AND RECEIVE EXCLUSIVE ACCESS TO:

- PRIORITY DEMO PREVIEWS
- FIRST LOOK FOR VIDEOS AND MINI GAMES
- BETA GAME TESTING
- LATEST GAMING NEWS AND MUCH MORE...



Register free now at www.sega-australia.com/register

MAN-XT203701-AU

Microsoft, Xbox, Xbox 360, Xbox LIVE, and the Xbox logos are trademarks of the Microsoft group of companies. © SEGA. SEGA, the SEGA logo, SEGA Rally, SEGA Superstars and SEGA Superstars Tennis are either registered trademarks or trademarks of SEGA Corporation.

All rights reserved.